



PERMA-TITE WELDED RADIUS COPING

FLAT VERSION

IMPORTANT!!! MUST INDICATE PROPER RADIUS CONDITION BY CIRCLING APPROPRIATE OUTSIDE FACE

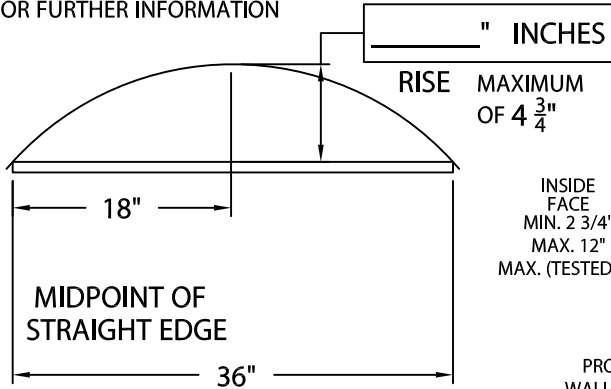
PROVIDING A RADIUS
THE RADIUS MAY BE PROVIDED
IN ONE OF TWO METHODS:

1.) THE ACTUAL KNOWN RADIUS IS

_____ ' FEET _____ " INCHES MINIMUM OF 3'-0"
OR

2.) FIELD CONDITION MEASUREMENTS

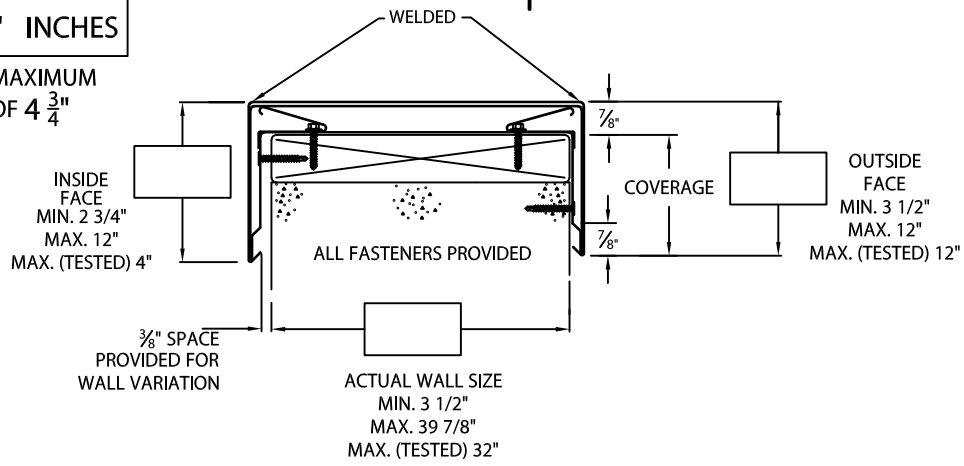
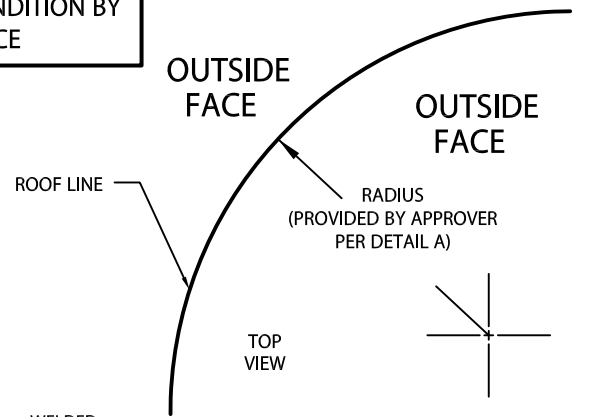
NOTE: REFER TO ATTACHED WORKSHEET
FOR FURTHER INFORMATION



LENGTH OF
STRAIGHT EDGE

NOTE: CHECK MEASUREMENTS ALONG ENTIRE RADIUS.

DETAIL A



PLEASE SPECIFY SUBSTRATE: WOOD
(IF SUBSTRATE INFORMATION IS NOT GIVEN, WOOD SUBSTRATE FASTENERS WILL BE PROVIDED) MASONRY METAL

Fabrication will proceed only after receipt of signed print approval.

Print Approval:

Architect and/or contractor shall verify all dimensions, sizes and quantities. All products to be installed in strict accordance with Metal-Era's printed instructions.

Approved by: _____

Date: _____

NOTES: -- CONCEALED SPLICE PLATES ARE PROVIDED WITH FACTORY APPLIED DUAL NON-CURING SEALANT STRIPS.

MATERIALS:

TOP - .080" ALUMINUM
SIDES - .063" ALUMINUM
COLOR: _____
FINISH: _____

QUANTITIES:

_____ LINEAL FEET 4'-0" LENGTHS

PROJECT:	Corporate Offices, Manufacturing 1600 Airport Road; Waukesha, WI 53188 Phone: 800-558-2162 Fax: 800-373-9156 www.metalera.com
ARCHITECT:	
ROOFING CONTRACTOR:	
REPRESENTATIVE/DISTRIBUTOR:	



DATE: 12/13/22	SHT.# ____ OF ____
DRN BY: MLM	DWG# 11011-38814
CKD BY: MM	

