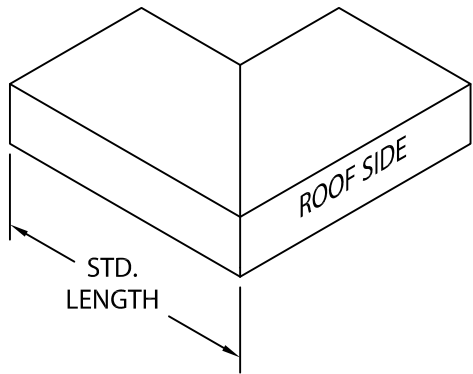
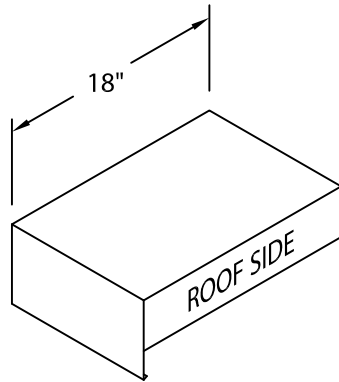


OUTSIDE MITER

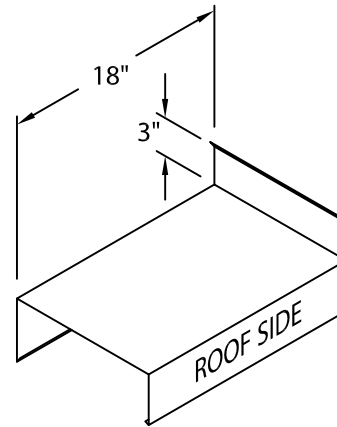


INSIDE MITER

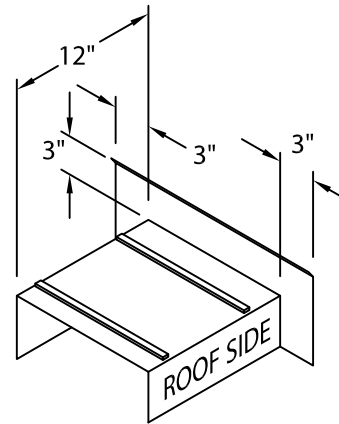
MITER STANDARD LEG LENGTH:
 WALL SIZE + **10 3/8"** = LENGTH



ENDCAP
 (LEFT HAND SHOWN)



ENDWALL FLASHING
 COPING VERSION
 (RIGHT HAND SHOWN)



ENDWALL FLASHING
 SPLICE PLATE VERSION
 (RIGHT HAND SHOWN)
 (AVAILABLE ONLY IN
 .040" WELDED, PAINTED
 TO MATCH COPING)

NOTES

Additional accessories are available including:

- Transition Miters
- Straight Transition Miters
- "T" Miters
- "Z" Miters
- Step-up Miters
- Peak / Valley Miters
- Pilaster Caps
- Radius Coping

For additional accessory requirements, attach sketches or call manufacturer for assistance.

SHT# 2 of 2

DATE: 03/20/23

DRN BY: JJC

CKD BY: MM

DWG #: 13011-20266

REV: D

Elevate
 26 Century Blvd.
 Suite 205
 Nashville, TN 37214
 Contact your local
 Elevate representative.