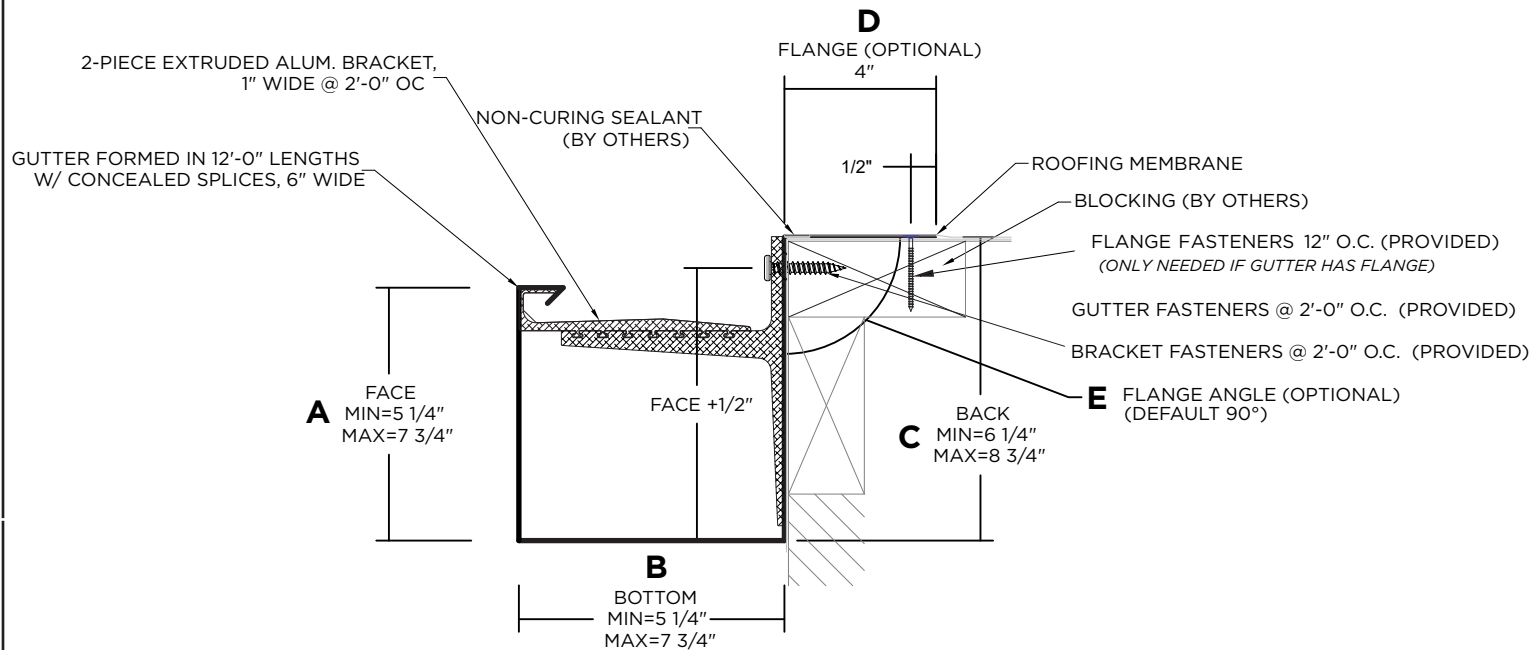




SOPREMA WR GUTTER

BOX



NOTES

- Bottom sizes are provided in 1/2" increments
- Maximum downspout dimension not to exceed "B" minus 9/16"
- Roof flange is optional. If flange size is not provided, the gutter will not include a roof flange. If flange angle is not provided, the gutter will have a 90-degree flange.
- Pop rivets provided
- Unless otherwise noted, fabrication of miters and accessories are provided with a non-penetrating quicklock joint, then factory sealed watertight
- Welded accessories require minimum material thickness of .050 aluminum.
- For non-90 miters, see separate print approval
- Product should be installed per provided installation instructions
- ANSI/SPRI GT-1 Test Pressure up to 223 psf (Horizontal) and 136 psf (Vertical)

APPROVALS

ANSI/SPRI/GT-1
Test Pressures listed in notes

PROJECT INFO

Project Name: _____

Architect: _____

Roofing Contractor: _____

Project Type: _____

☐ By selecting this box you have verified and confirmed that dimensions, sizes, and quantities are correct. All products will be installed in strict accordance with printed instructions.

Date: _____

SOPREMA
800-356-3521
www.soprema.us
310 Quadral Dr.
Wadsworth, OH 44281
f: 330-334-6257

SHT #: _____ of _____

DATE: **06/20/25**

DRN BY : **PL**

CKD BY : **MM**

DWG # : **33012-38977**

REV: **B**

DIMENSIONS

SELECT SIZE	A (FACE)	B (BOTTOM)	C (BACK)	FLANGE (OPTIONAL)
<input type="checkbox"/>	5 1/4"	5 1/4"	6 1/4"	D (FLANGE) PLEASE SELECT ONE: WITH FLANGE <input type="checkbox"/> WITHOUT FLANGE <input type="checkbox"/> NOTE: IF NEITHER BOX IS CHECKED, THE GUTTER WILL BE PROVIDED WITHOUT A ROOF FLANGE
<input type="checkbox"/>	5 3/4"	5 3/4"	6 3/4"	
<input type="checkbox"/>	6 1/4"	6 1/4"	7 1/4"	
<input type="checkbox"/>	6 3/4"	6 3/4"	7 3/4"	
<input type="checkbox"/>	7 1/4"	7 1/4"	8 1/4"	
<input type="checkbox"/>	7 3/4"	7 3/4"	8 3/4"	E (FLANGE ANGLE) NOTE: IF ANGLE IS NOT PROVIDED, FLANGE WILL BE 90° _____

MATERIAL

- ☐ 24 Ga. Galv. Steel
☐ 22 Ga. Galv. Steel
☐ .040" Aluminum
☐ .050" Aluminum
☐ .063" Aluminum
☐ OTHER: _____

Color: _____

Finish: _____

Substrate:
If substrate is not given, wood fasteners will be provided.

- ☐ Wood
☐ Masonry
☐ Metal

QUANTITIES

_____ Lineal Feet (12'-0" Lengths)

_____ Outside Miter (90°)

_____ Inside Miter (90°)

_____ Right Endcaps

_____ Left Endcaps

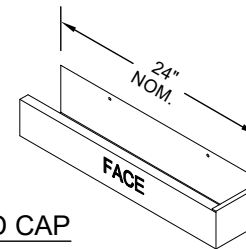
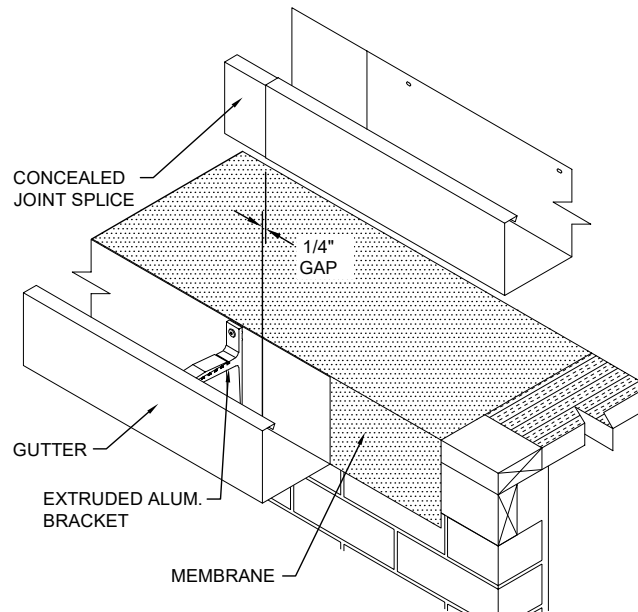
_____ Expansion Joints (If Required)

Accessory Type: ☐ Quicklock (Default) ☐ Welded (Surcharge)

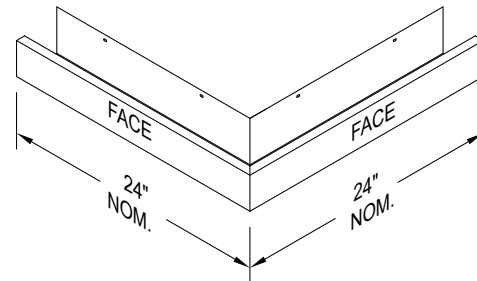


SOPREMA WR GUTTER

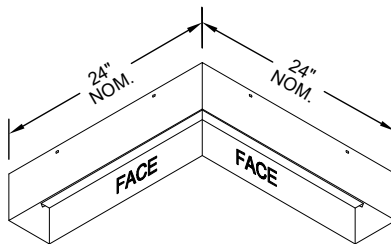
BOX STANDARD ACCESSORIES



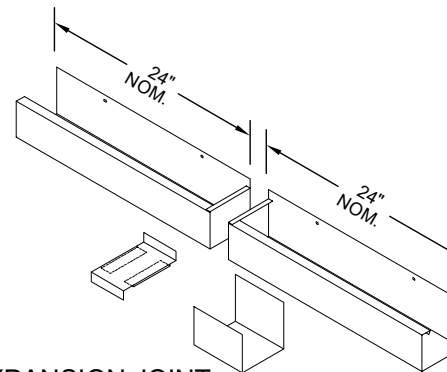
END CAP
LEFT HAND SHOWN



OUTSIDE MITER



INSIDE MITER



EXPANSION JOINT
(IF REQUIRED)

Standard gutter miter leg lengths are 24" Nominal
Standard gutter miter angle is 90°
For special miter requirements, attach sketches or consult manufacturer for assistance.

SOPREMA
800-356-3521
www.soprema.us
310 Quadral Dr.
Wadsworth, OH 44281
f: 330-334-6257

SHT #: ____ of ____
DATE: **06/20/25**
DRN BY : **PL**
CKD BY : **MM**
DWG # : **33012-38977**
REV: **B**