



# PERMA-TITE COPING

## FLAT

### \* NOTES

- Oil canning can occur on larger face heights and wall widths; recommend 22 Ga., .050" or .063" Aluminum for face height over 8" or wall width over 12".

- 24 Ga. and .040" Aluminum covers available for wall sizes 3.5" to 24" ONLY

- Unless otherwise noted, fabrication of miters and accessories are furnished standard utilizing a non-penetrating quicklock joint, then factory sealed watertight

- Welded accessories require a minimum material thickness of .050" Aluminum

- For non-90 miters, see separate print approval

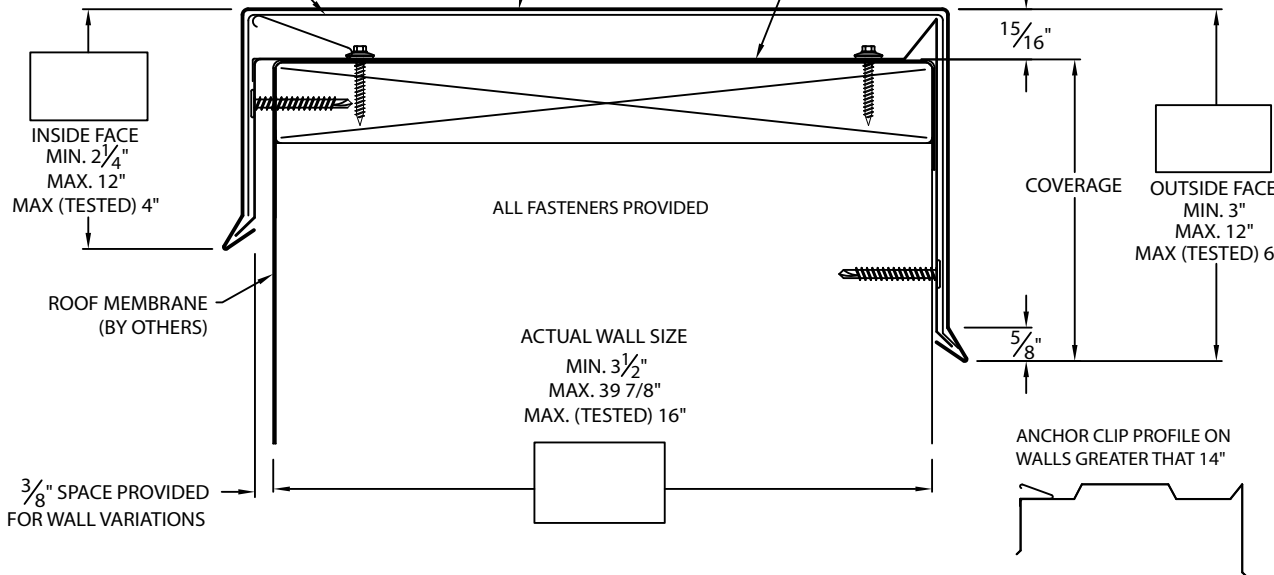
- Product should be installed per provided installation instructions

- ANSI/SPRI/FM 4435/ES-1 test pressures up to 226 psf (Horizontal) and 391 psf (Vertical)

8" WIDE CONCEALED SPLICE PLATE WITH FACTORY APPLIED DUAL NON-CURING SEALANT STRIPS AT EACH JOINT

COPING COVER (12'-0" LENGTHS)

12" WIDE 20 GALV. ANCHOR CLIPS SPACING DETERMINED BY MANUFACTURER



### APPROVALS\*

**ANSI/SPRI/FM 4435/ES-1**  
Test Pressures listed in notes



**MIAMI-DADE COUNTY**  
APPROVED

### MATERIAL\*

- 24 Ga. Galv. Steel
- 22 Ga. Galv. Steel
- .040" Aluminum
- .050" Aluminum
- .063" Aluminum
- OTHER: \_\_\_\_\_

Color: \_\_\_\_\_

Finish: \_\_\_\_\_

Substrate: (For Top Fasteners)

if substrate is not given, wood fasteners will be provided.

- Wood
- Masonry
- Metal

### QUANTITIES

\_\_\_\_\_ Lineal Feet (12'-0" Lengths)

\_\_\_\_\_ Outside Miter (90°)

\_\_\_\_\_ Inside Miter (90°)

\_\_\_\_\_ Right Endcaps

\_\_\_\_\_ Left Endcaps

Accessory Type\* :  Quicklock (Default)  Welded (Surcharge)

\_\_\_\_\_ Right Endwall Flashing (Coping Version)

\_\_\_\_\_ Left Endwall Flashing (Coping Version)

\_\_\_\_\_ Right Endwall Flashing (Splice Plate Version)

\_\_\_\_\_ Left Endwall Flashing (Splice Plate Version)

Project Name: \_\_\_\_\_

Architect: \_\_\_\_\_

Roofing Contractor: \_\_\_\_\_

### Project Type:

By selecting this box you have verified and confirmed that dimensions, sizes, and quantities are correct. All products will be installed in strict accordance with printed instructions.

Date: \_\_\_\_\_

**Johns Manville**

EdgeMetal@jm.com  
Main JM Switchboard USA:  
303-978-2000  
Technical: 800-922-5922 Option 3  
Account Specialists: 877-766-3295  
General Product Information  
Center: 800-654-3103

SHT# 1 of 2

DATE: 05/31/23

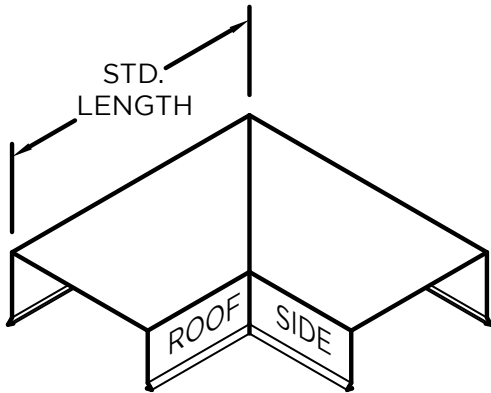
DRN BY: JJC

CKD BY: MM

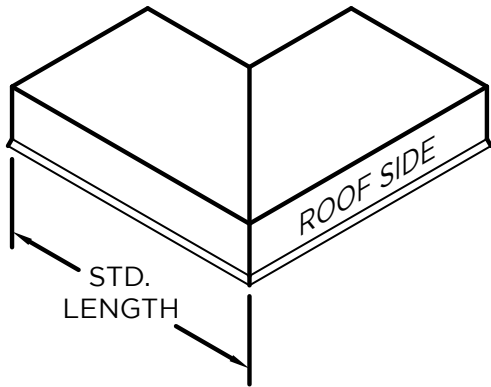
DWG #: 16011-19305

REV: I

**PERMA-TITE COPING**  
STANDARD ACCESSORIES

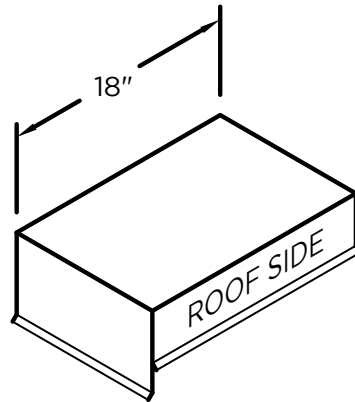


OUTSIDE MITER

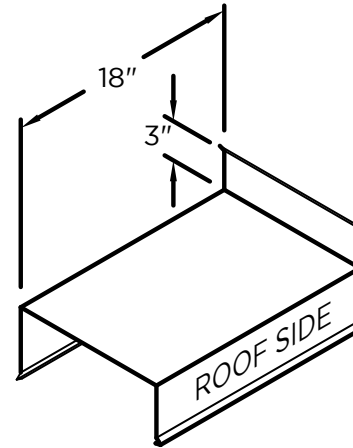


INSIDE MITER

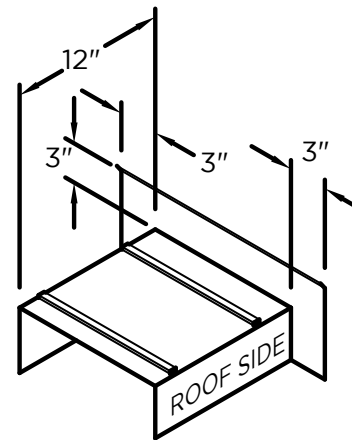
MITER STANDARD LEG LENGTH:  
WALL SIZE +  $9 \frac{5}{8}$ " = LENGTH



ENDCAP  
(LEFT HAND SHOWN)



ENDWALL FLASHING  
COPING VERSION  
(RIGHT HAND SHOWN)



ENDWALL FLASHING  
SPLICE PLATE VERSION  
(RIGHT HAND SHOWN)  
(AVAILABLE ONLY IN  
.040" WELDED, PAINTED  
TO MATCH COPING)

**NOTES**

Additional accessories are available including:

- Transition Miters
- Straight Transition Miters
- "T" Miters
- "Z" Miters
- Step-up Miters
- Peak / Valley Miters
- Pilaster Caps
- Radius Coping
- Arched Coping

For additional accessory requirements, attach sketches or call manufacturer for assistance.

SHT# 2 of 2

DATE: 05/31/23

DRN BY: JJC

CKD BY: MM

DWG #: 16011-19305

REV: I

**Johns Manville**  
EdgeMetal@jm.com  
Main JM Switchboard USA:  
303-978-2000  
Technical: 800-922-5922 Option 3  
Account Specialists: 877-766-3295  
General Product Information  
Center: 800-654-3103