

# VERSITRIM WELDED RADIUS COPING

TAPERED VERSION

**IMPORTANT!!!** MUST INDICATE PROPER RADIUS CONDITION BY CIRCLING APPROPRIATE OUTSIDE FACE

PROVIDING A RADIUS  
THE RADIUS MAY BE PROVIDED  
IN ONE OF TWO METHODS:

1.) THE ACTUAL KNOWN RADIUS IS

\_\_\_\_\_ ' FEET \_\_\_\_\_ " INCHES

MINIMUM  
OF 3'-0"

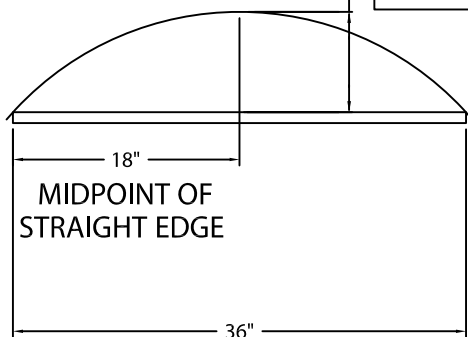
OR

2.) FIELD CONDITION MEASUREMENTS

NOTE: REFER TO ATTACHED WORKSHEET  
FOR FURTHER INFORMATION

\_\_\_\_\_ " INCHES

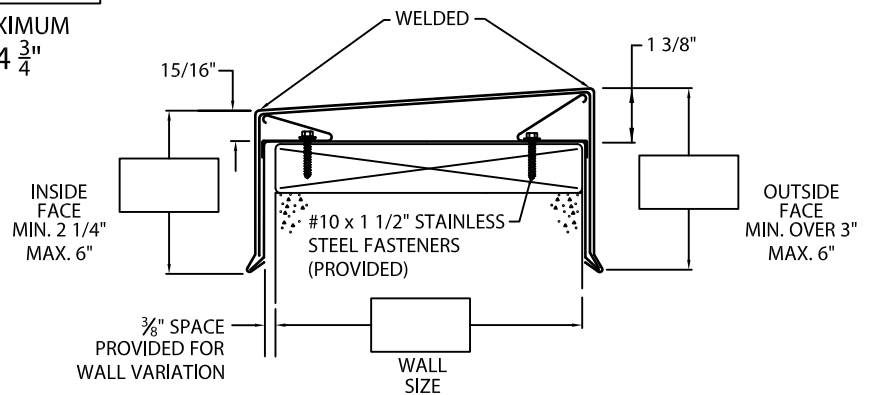
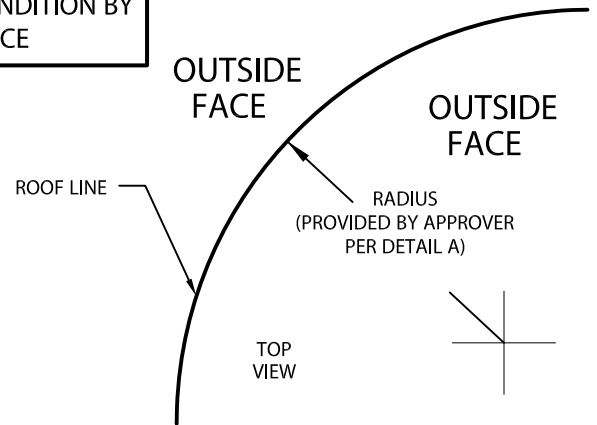
MAXIMUM  
OF 4  $\frac{3}{4}$ "



LENGTH OF  
STRAIGHT EDGE

NOTE: CHECK MEASUREMENTS ALONG ENTIRE RADIUS.

DETAIL A



**NOTES:** -- Concealed splice plates are provided with factory applied dual non-curing sealant strips.

## MATERIAL:

Top - .080" Alum.

Sides - .063" Alum.

Color: \_\_\_\_\_

Finish: \_\_\_\_\_

## QUANTITIES:

\_\_\_\_\_ Lineal Feet 4'-0" Lengths

Fabrication will proceed only after receipt of signed print approval.

## Print Approval:

Architect and/or contractor shall verify all dimensions, sizes and quantities. All products to be installed in strict accordance with with Versico, Inc.'s printed instructions.

Approved by: \_\_\_\_\_

Date: \_\_\_\_\_

PROJECT:

ARCHITECT:

ROOFING CONTRACTOR:

REPRESENTATIVE/DISTRIBUTOR:

Customer Service  
800-558-2162  
(Metal-Era)



DATE: 12/30/16

DRN BY: JAB

CKD BY: SAK

SHT.# \_\_\_\_ OF \_\_\_\_

DWG# 18011-2051

D