



ELEVATE ANCHORGARD® MB RADIUS FASCIA

BUILT-UP OR MODIFIED VERSION

IMPORTANT!!! MUST INDICATE PROPER RADIUS CONDITION BY CIRCLING APPROPRIATE OUTSIDE FACE

PROVIDING A RADIUS
THE RADIUS MAY BE PROVIDED
IN ONE OF TWO METHODS:

1.) THE ACTUAL KNOWN RADIUS IS

_____ ' FEET _____ " INCHES

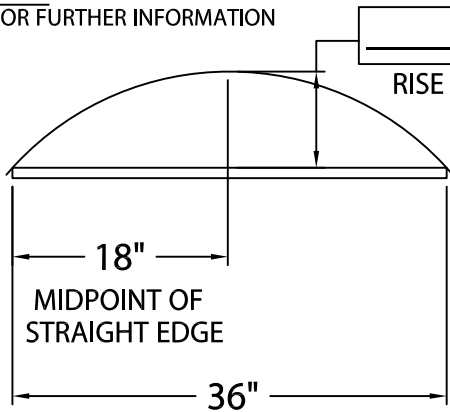
OR

MINIMUM OF 5'-0"
(CALL IF LESS)

* RADIUS PRODUCT NOT
REQUIRED IF OVER 200'-0"

2.) FIELD CONDITION MEASUREMENTS

NOTE: REFER TO ATTACHED WORKSHEET
FOR FURTHER INFORMATION



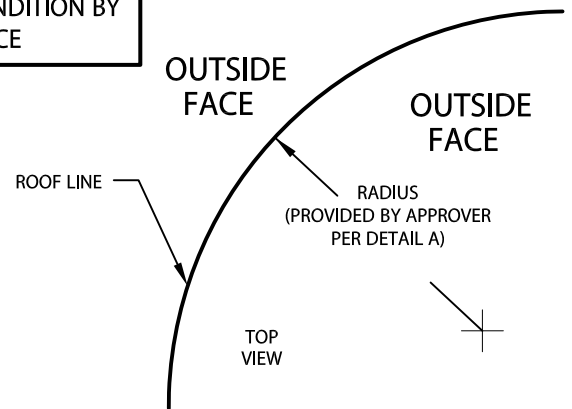
MAXIMUM OF 2 3/4"
(CALL IF MORE)

* RADIUS PRODUCT
NOT REQUIRED IF 1/16"
OR UNDER

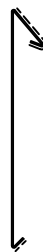
LENGTH OF
STRAIGHT EDGE

NOTE: CHECK MEASUREMENTS ALONG ENTIRE RADIUS.

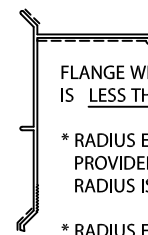
DETAIL A



----- INDICATES AREAS THAT WILL BE SLIT AS
NEEDED TO ACCOMMODATE RADIUS



FASCIA COVER WILL BE
PROVIDED IN 6'-0" OR
12'-0" LENGTHS,
DEPENDING ON
RADIUS CONDITION



FLANGE WELDED WHEN RADIUS
IS LESS THAN 26'-0"

* RADIUS EXTRUDED BAR
PROVIDED IN 4'-0" LENGTHS IF
RADIUS IS LESS THAN 26'-0".

* RADIUS EXTRUDED BAR
PROVIDED IN 12'-0" LENGTHS IF
RADIUS IS 26'-0" OR GREATER.

FASCIA DIMENSIONS

PRODUCT ID. NO.	H DIM.	X DIM.	COVERAGE
<input type="checkbox"/> AFM-55	5 1/2"	4 1/4"	1 NAILER
<input type="checkbox"/> AFM-70	7"	5 3/4"	2 NAILERS
<input type="checkbox"/> AFM-85	8 1/2"	7 1/4"	3 NAILERS

Fabrication will proceed only after receipt of signed print approval.

Print Approval:

Architect and/or contractor shall verify all dimensions, sizes and quantities. All products to be installed in strict accordance with Elevate's printed instructions.

Approved by: _____

Date: _____

MATERIAL:

___ 24 GA. GALV. STEEL

___ .040" ALUMINUM

___ OTHER _____

COLOR: _____

FINISH: _____

QUANTITIES:

_____ LINEAL FEET 12'-0" LENGTHS

PROJECT:

ARCHITECT:

ROOFING CONTRACTOR:

REPRESENTATIVE/DISTRIBUTOR:



ELEVATE
26 CENTURY BLVD.
SUITE 205
NASHVILLE, TN 37214

CONTACT YOUR LOCAL ELEVATE REPRESENTATIVE

DATE: 03/13/23

DRN BY: MLM

CKD BY: MM

SHT.# _____ OF _____

DWG# 13010-1076

J