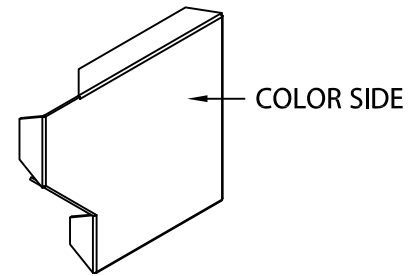
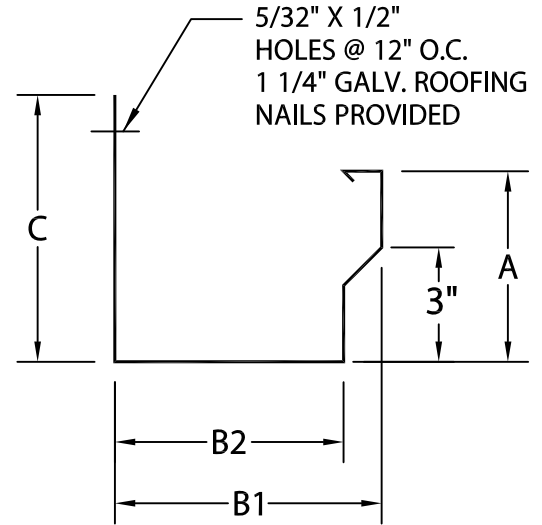
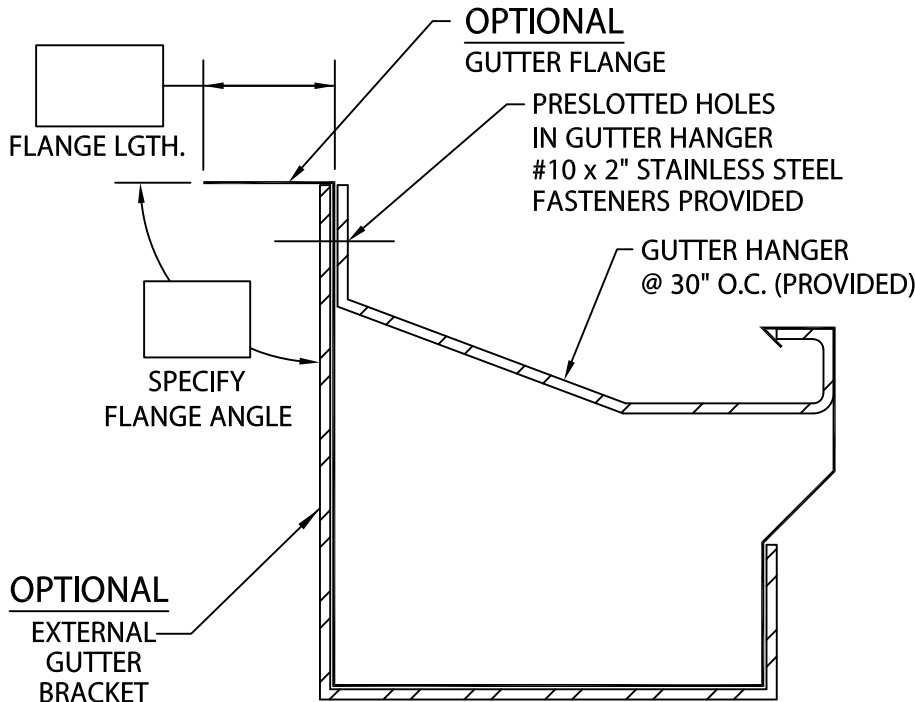


FIBERTITE INDUSTRIAL GUTTER

IG-1 VERSION



ENDCAP DETAIL
(LEFT HAND SHOWN)

PRODUCT ID #	C	B1	B2	A	HANGER
<input type="checkbox"/> IG1-C6	6"	4 3/4"	3 3/4"	4 1/2"	1 1/4" X .100 Mill
<input type="checkbox"/> IG1-C7	7"	6"	5"	6"	1 1/4" X .100 Mill
<input type="checkbox"/> IG1-C8	8"	7"	6"	7"	2" X .100 Mill
<input type="checkbox"/> IG1-C9	9"	8"	7"	8"	2" X .100 Mill

NOTES:

- MAXIMUM DOWNSPOUT DIMENSION NOT TO EXCEED "B2" MINUS 9/16".
- 2" LAP JOINTS PROVIDED.
- 1/8" STAINLESS STEEL POP RIVETS PROVIDED.
- UNLESS OTHERWISE NOTED, FABRICATION OF MITERS ARE FURNISHED STANDARD UTILIZING A NON-PENETRATING QUICKLOCK JOINT, THEN FACTORY SEALED WATERTIGHT.
- WELDED ACCESSORIES REQUIRE A MINIMUM MATERIAL THICKNESS OF .050".

Fabrication will proceed only after receipt of signed print approval.

Print Approval:

Architect and/or contractor shall verify all dimensions, sizes, and quantities. All products to be installed in strict accordance with FiberTite's printed instructions.

Approved by: _____

Date: _____

MATERIAL:

- ___ 24 GA. GALVANIZED STEEL
 ___ .040" ALUMIINUM COLOR: _____
 ___ .050" ALUMINUM FINISH: _____
 ___ .063" ALUMINUM
 ___ OTHER _____

QUANTITIES:

- ___ LINEAL FEET 12'-0" LENGTHS
 ___ OUTSIDE MITERS @ 90°
 ___ INSIDE MITERS @ 90°
 ___ ENDCAPS: RIGHT _____ LEFT _____
 ___ EXPANSION JOINTS
 STYLE "1" ___ STYLE "2" ___

SPECIFY
MITER TYPE:
☐ WELDED
☐ QUICKLOCK

FOR EXTERNAL GUTTER BRACKETS SEE PRINT APPROVAL #23012-4216
 FOR NON-90 MITERS SEE PRINT APPROVAL #23012-23569

PROJECT:

ARCHITECT:

ROOFING CONTRACTOR:

REPRESENTATIVE/DISTRIBUTOR:

Customer Service

1-800-355-6416



DATE: 03/23/25

DRN BY: JJC

CKD BY: MM

SHT.# _____ OF _____

DWG# 23012-4208

J