



SOPRA-TITE MODIFIED RADIUS FASCIA

BUILT-UP OR MODIFIED VERSION

IMPORTANT!!! MUST INDICATE PROPER RADIUS CONDITION BY CIRCLING APPROPRIATE OUTSIDE FACE

PROVIDING A RADIUS

THE RADIUS MAY BE PROVIDED IN ONE OF TWO METHODS:

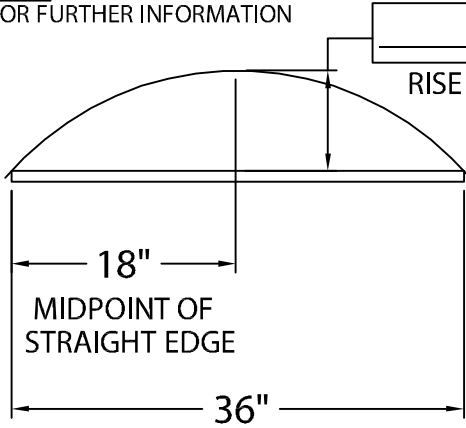
1.) THE ACTUAL KNOWN RADIUS IS

_____ ' FEET _____ " INCHES

OR

2.) FIELD CONDITION MEASUREMENTS

NOTE: REFER TO ATTACHED WORKSHEET FOR FURTHER INFORMATION



LENGTH OF STRAIGHT EDGE

NOTE: CHECK MEASUREMENTS ALONG ENTIRE RADIUS.

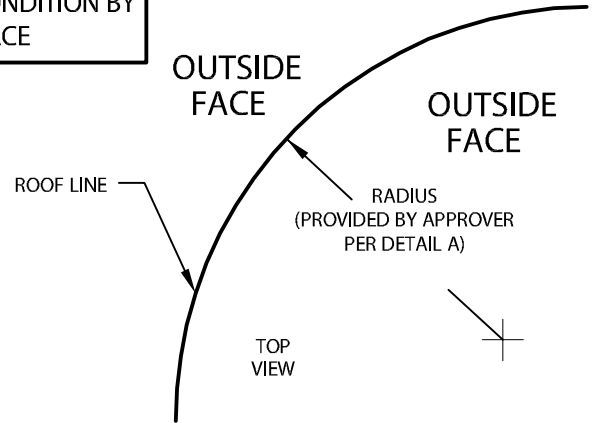
DETAIL A

MINIMUM OF 5'-0" (CALL IF LESS)

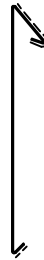
* RADIUS PRODUCT NOT REQUIRED IF OVER 200'-0"

MAXIMUM OF 2 3/4" (CALL IF MORE)

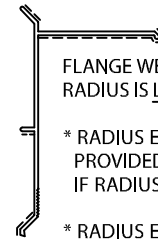
* RADIUS PRODUCT NOT REQUIRED IF 1/16" OR UNDER



--- INDICATES AREAS THAT WILL BE SLIT AS NEEDED TO ACCOMODATE RADIUS



FASCIA COVER WILL BE PROVIDED IN 6'-0" OR 12'-0" LENGTHS, DEPENDING ON RADIUS CONDITION



FLANGE WELDED WHEN RADIUS IS LESS THAN 26'-0"

* RADIUS EXTRUDED BAR PROVIDED IN 4'-0" LENGTHS IF RADIUS IS LESS THAN 26'-0"

* RADIUS EXTRUDED BAR PROVIDED IN 12'-0" LENGTHS IF RADIUS IS 26'-0" OR GREATER.

SOPRA-TITE MODIFIED RADIUS FASCIA DIMENSIONS

PRODUCT ID. NO.	H DIM.	X DIM.	COVERAGE
<input type="checkbox"/> AFM-55	5 1/2"	4 1/4"	1 NAILER
<input type="checkbox"/> AFM-70	7"	5 3/4"	2 NAILERS
<input type="checkbox"/> AFM-85	8 1/2"	7 1/4"	4 NAILERS

Fabrication will proceed only after receipt of signed print approval.

Print Approval:

Architect and/or contractor shall verify all dimensions, sizes and quantities. All products to be installed in strict accordance with Soprema's printed instructions.

Approved by: _____

Date: _____

MATERIAL:

___ 24 Ga. Galv. Steel
___ .040" Aluminum
___ OTHER _____

Color: _____

Finish: _____

QUANTITIES:

_____ Lineal Feet 12'-0" Lengths

PROJECT:

ARCHITECT:

ROOFING CONTRACTOR:

REPRESENTATIVE/DISTRIBUTOR:

800-356-3521

www.soprema.us

310 Quadral Dr. Wadsworth, OH 44281

f: 330-334-6257



DATE: 04/03/17

DRN BY: JJC

CKD BY: SAK

SHT.# ___ OF ___

DWG# 33010-17548

F