

SECUREDGE 200 WELDED RADIUS COPING

EXISTING SLOPE WITH NAILER VERSION

IMPORTANT!!! MUST INDICATE PROPER RADIUS CONDITION BY CIRCLING APPROPRIATE OUTSIDE FACE

PROVIDING A RADIUS
THE RADIUS MAY BE PROVIDED
IN ONE OF TWO METHODS:

1.) THE ACTUAL KNOWN RADIUS IS (MINIMUM OF 3'-0")

_____ ' FEET _____ " INCHES

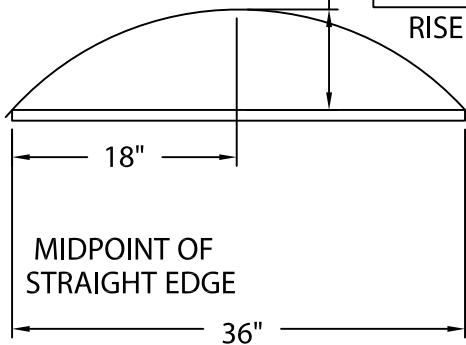
OR

2.) FIELD CONDITION MEASUREMENTS

NOTE: REFER TO ATTACHED WORKSHEET
FOR FURTHER INFORMATION

_____ " INCHES

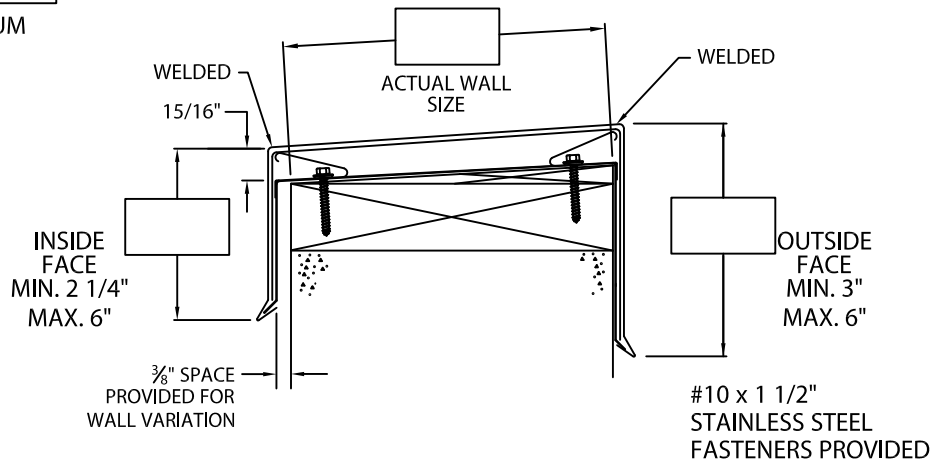
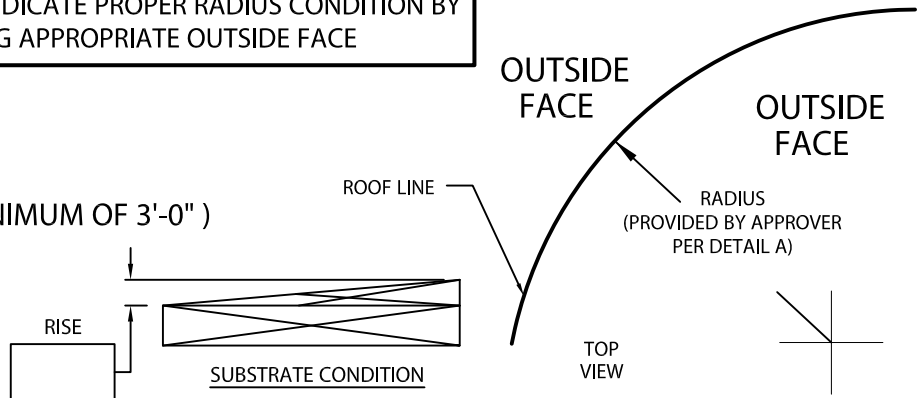
RISE MAXIMUM
OF 4 $\frac{3}{4}$ "



LENGTH OF STRAIGHT EDGE

NOTE: CHECK MEASUREMENTS ALONG ENTIRE RADIUS.

DETAIL A



NOTES: -- Concealed splice plates are provided with factory applied dual non-curing sealant strips.

MATERIAL:

Top - .080" Alum.

Sides - .063" Alum.

Color: _____

Finish: _____

QUANTITIES:

_____ Lineal Feet 4'-0" Lengths

Fabrication will proceed only after receipt of signed print approval.

Print Approval:

Architect and/or contractor shall verify all dimensions, sizes and quantities. All products to be installed in strict accordance with Carlisle SynTec, Inc.'s printed instructions.

Approved by: _____

Date: _____

PROJECT:

ARCHITECT:

ROOFING CONTRACTOR:

REPRESENTATIVE/DISTRIBUTOR:

Customer Service
866-458-3537
(Metal-Era)



DATE: 12/14/16

DRN BY: JAB

CKD BY: SAK

SHT.# ___ OF ___

DWG# 15011-13076

C