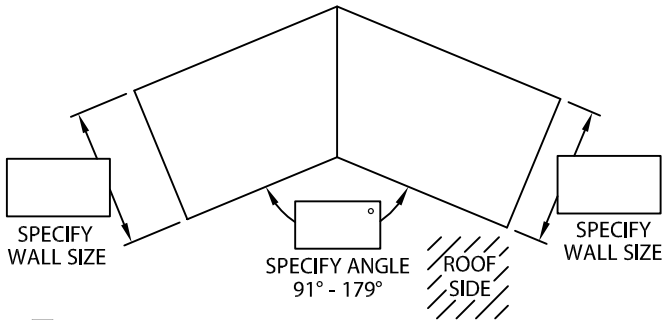


NON 90° COPING MITERS

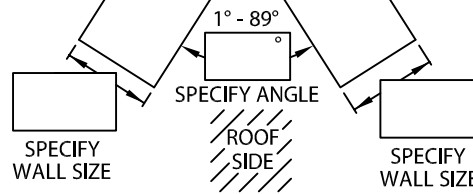
OUTSIDE MITER - OBTUSE



Standard Leg Lengths
 Custom Leg Lengths _____ Qty _____

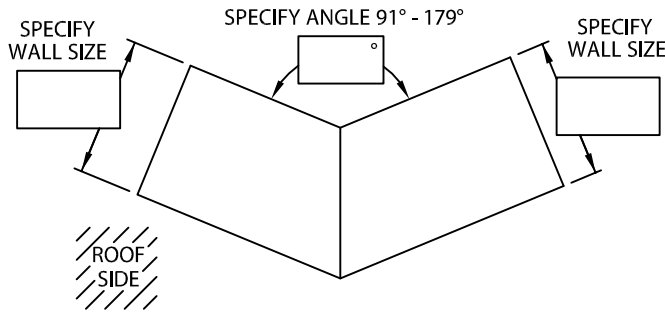
Standard Leg Lengths
 Custom Leg Lengths _____

OUTSIDE MITER ACUTE

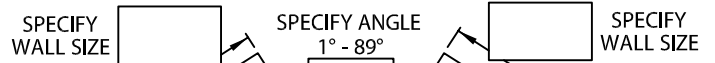


Standard Leg Lengths
 Custom Leg Lengths _____ Qty _____

INSIDE MITER - OBTUSE



Standard Leg Lengths
 Custom Leg Lengths _____ Qty _____



Standard Leg Lengths
 Custom Leg Lengths _____ Qty _____

INSIDE MITER ACUTE

Standard Leg Lengths
 Custom Leg Lengths _____

Qty _____

NOTES: -- Concealed splice plates are provided with factory applied dual non-curing sealant strips.

-- Unless otherwise noted, fabrication of miters and accessories are furnished standard utilizing a non-penetrating quicklock joint, then factory sealed watertight.

-- Welded Miters and Accessories

Check one Required (surcharge) Not applicable

Fabrication will proceed only after receipt of signed print approval.

Print Approval:

Architect and/or contractor shall verify all dimensions, sizes and quantities. All products to be installed in strict accordance with Dow Roofing Systems' printed instructions.

Approved by: _____

Date: _____

MATERIAL:

___ 24 Ga. (.65 mm) Steel

___ .040" (1.01 mm) Alum.

___ .050" (1.27 mm) Alum.

___ .063" (1.60 mm) Alum.

___ Other _____

Color: _____

Finish: _____

PROJECT:

ARCHITECT:

ROOFING CONTRACTOR:

REPRESENTATIVE/DISTRIBUTOR:

Corporate Offices
 Dow Roofing Systems
 Nine Sullivan Road
 Holyoke, MA 01040
 P: 800-621-ROOF



ROOFING SYSTEMS

DATE: 02/03/09

DRN BY: JJC

CKD BY: SAK

SHT.# ___ OF ___

DWG# 12011-2992

C