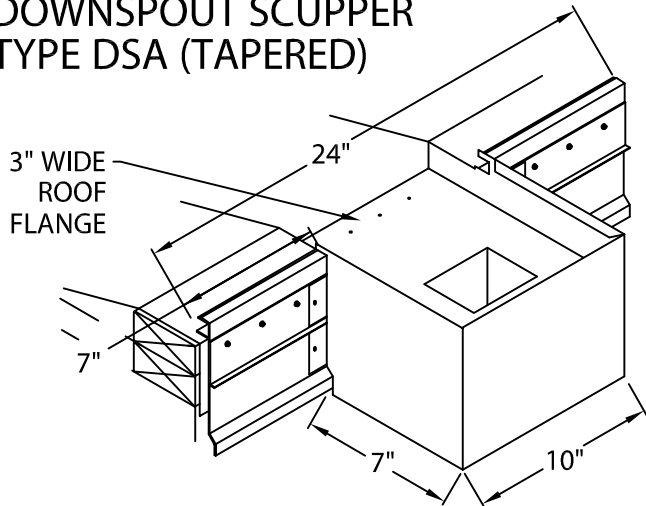


FLEXLOCK FLE-HG ROOF EDGE

BUILT-UP OR MODIFIED VERSION

SCUPPERS - FACTORY WELDED CONSTRUCTION

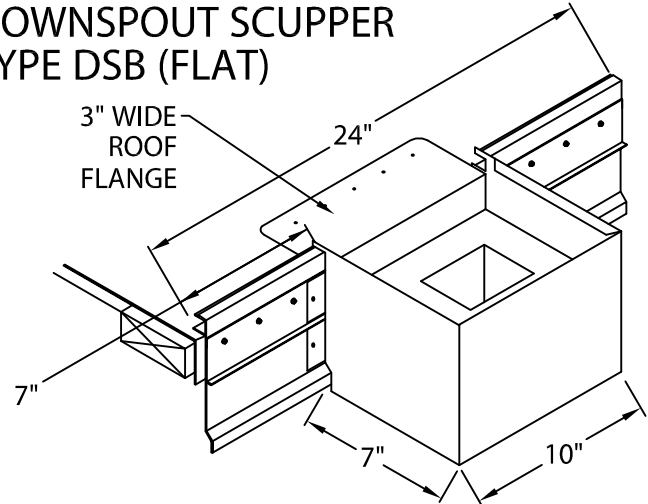
DOWNSPOUT SCUPPER TYPE DSA (TAPERED)



FOR USE WITH TAPERED EDGE STRIP.
FLANGE LOWERED 1-1/2".

NOTE : SPECIFY TUBE SIZE

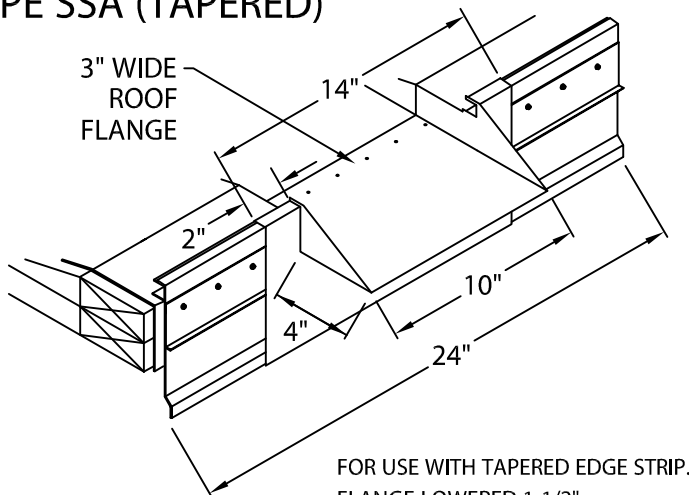
DOWNSPOUT SCUPPER TYPE DSB (FLAT)



FOR USE WITHOUT TAPERED EDGE STRIP.
FLANGE FLUSH MOUNTED WITH ROOF.

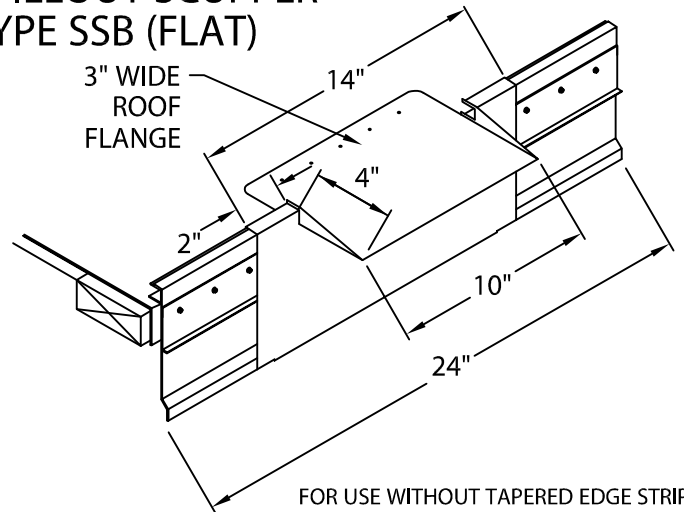
NOTE : SPECIFY TUBE SIZE

SPILLOUT SCUPPER TYPE SSA (TAPERED)



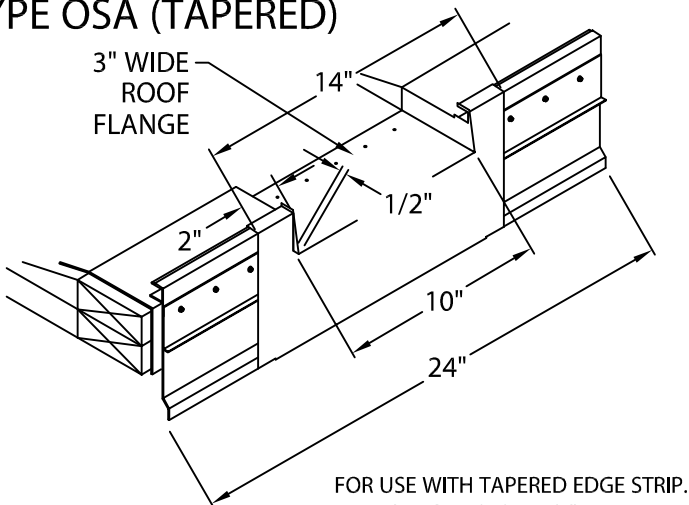
FOR USE WITH TAPERED EDGE STRIP.
FLANGE LOWERED 1-1/2".

SPILLOUT SCUPPER TYPE SSB (FLAT)



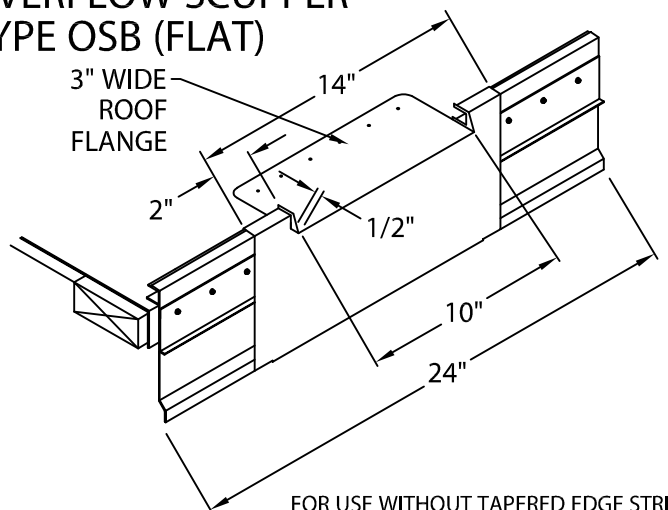
FOR USE WITHOUT TAPERED EDGE STRIP.
FLANGE FLUSH MOUNTED WITH ROOF.

OVERFLOW SCUPPER TYPE OSA (TAPERED)



FOR USE WITH TAPERED EDGE STRIP.
FLANGE LOWERED 1-1/2".

OVERFLOW SCUPPER TYPE OSB (FLAT)



FOR USE WITHOUT TAPERED EDGE STRIP.
FLANGE FLUSH MOUNTED WITH ROOF.

Flex™

Customer Service
Phone: 800-969-0108
Fax: 610-916-9501

DATE: 12/13/10

DRN BY: JJC

CKD BY: SAK

SHT.# ____ OF ____

DWG# 28510-11791

B