

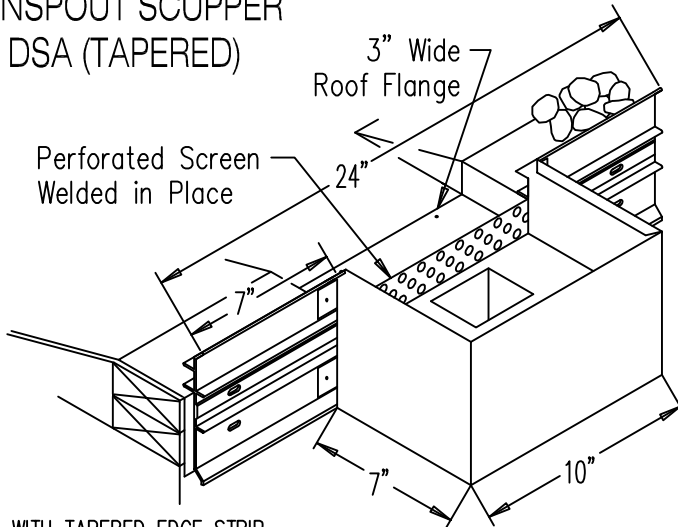
# SECUREDGE B\*2000 SCUPPERS

FOR USE WITH STONE BALLASTED SINGLE-PLY ROOF SYSTEMS

NOTE: TREATED WOOD NAILERS REQUIRED.

SCUPPERS -- FACTORY WELDED CONSTRUCTION

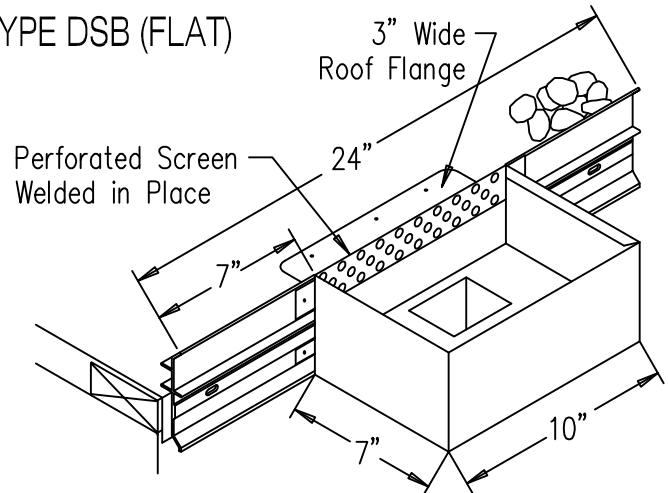
## DOWNSPOUT SCUPPER TYPE DSA (TAPERED)



FOR USE WITH TAPERED EDGE STRIP.  
FLANGE LOWERED 1-1/2" (3.81 cm).

NOTE: SPECIFY TUBE SIZE

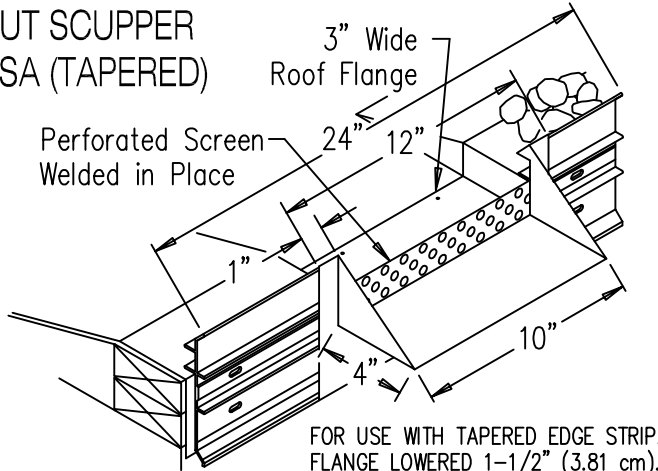
## DOWNSPOUT SCUPPER TYPE DSB (FLAT)



FOR USE WITHOUT TAPERED EDGE STRIP.  
FLANGE FLUSH MOUNTED WITH ROOF.

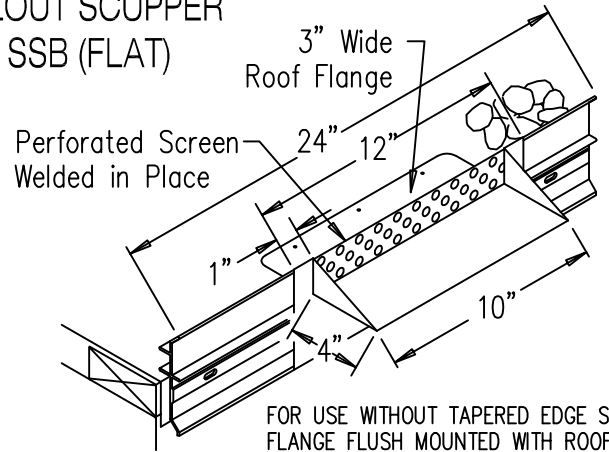
NOTE: SPECIFY TUBE SIZE

## SPILLOUT SCUPPER TYPE SSA (TAPERED)



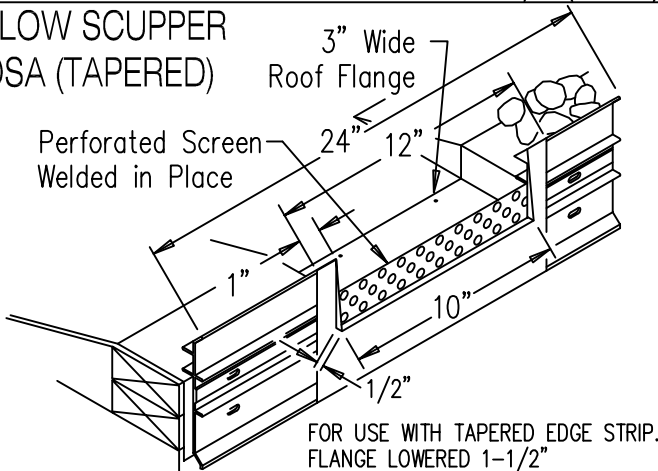
FOR USE WITH TAPERED EDGE STRIP.  
FLANGE LOWERED 1-1/2" (3.81 cm).

## SPILLOUT SCUPPER TYPE SSB (FLAT)



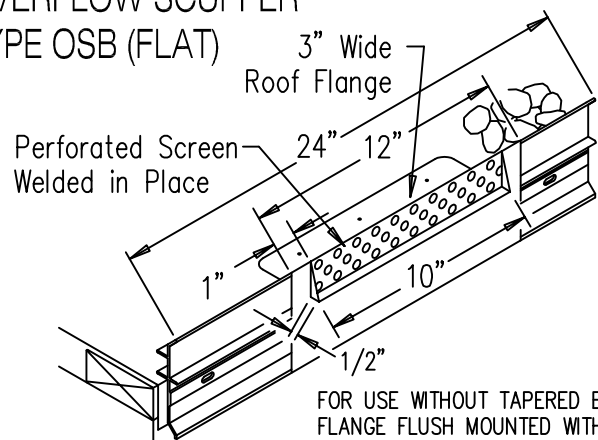
FOR USE WITHOUT TAPERED EDGE STRIP.  
FLANGE FLUSH MOUNTED WITH ROOF.

## OVERFLOW SCUPPER TYPE OSA (TAPERED)



FOR USE WITH TAPERED EDGE STRIP.  
FLANGE LOWERED 1-1/2"

## OVERFLOW SCUPPER TYPE OSB (FLAT)



FOR USE WITHOUT TAPERED EDGE STRIP.  
FLANGE FLUSH MOUNTED WITH ROOF.

PROJECT

ARCHITECT

ROOFING CONTRACTOR

REPRESENTATIVE/DISTRIBUTOR

Customer Service  
888-666-4369  
(Metal-Era)

**CARLISLE**  
Carlisle SynTec Incorporated

DATE: 09/29/05

DRN BY: JJC

CKD BY: SAK

SHT.# \_\_\_\_ OF \_\_\_\_

DWG# 15510-1631

C