


# DOW WELDED RADIUS COPING

OVER 6" TO 12" FACE HEIGHT TAPERED VERSION

**IMPORTANT!!!** MUST INDICATE PROPER RADIUS CONDITION BY CIRCILING APPROPRIATE OUTSIDE FACE

PROVIDING A RADIUS  
THE RADIUS MAY BE PROVIDED  
IN ONE OF TWO METHODS:

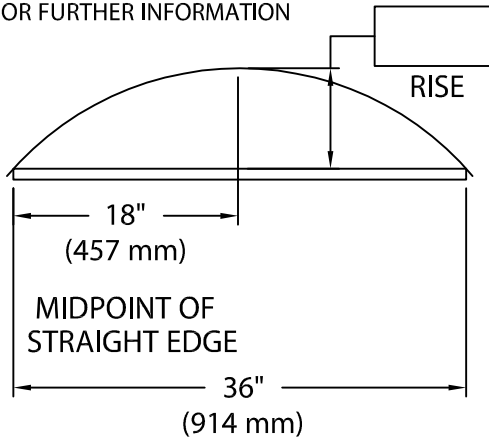
1.) THE ACTUAL KNOWN RADIUS IS



OR

2.) FIELD CONDITION MEASUREMENTS

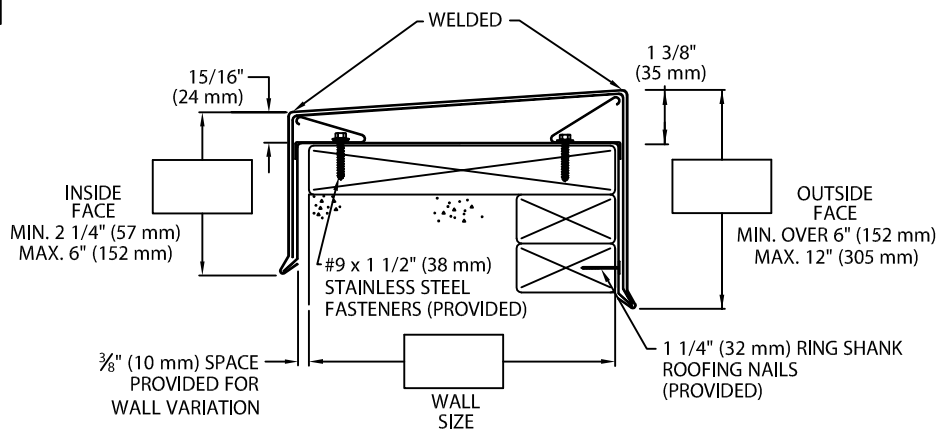
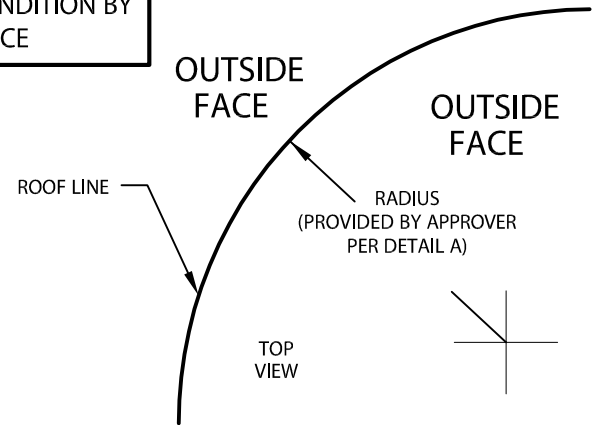
NOTE: REFER TO ATTACHED WORKSHEET  
FOR FURTHER INFORMATION



LENGTH OF  
STRAIGHT EDGE

NOTE: CHECK MEASUREMENTS ALONG ENTIRE RADIUS.

DETAIL A



**NOTES:** -- Concealed splice plates are provided with factory applied dual non-curing sealant strips.

## MATERIAL:

Top - .080" (2.03 mm) Alum.

Sides - .063" (1.60 mm) Alum.

Color: \_\_\_\_\_

Finish: \_\_\_\_\_

## QUANTITIES:

\_\_\_\_\_ Lineal Feet 4'-0" (1.22 m) Lengths

Fabrication will proceed only after receipt of signed print approval.

## Print Approval:

Architect and/or contractor shall verify all dimensions, sizes and quantities. All products to be installed in strict accordance with Dow Roofing Systems' printed instructions.

Approved by: \_\_\_\_\_

Date: \_\_\_\_\_

PROJECT:

ARCHITECT:

ROOFING CONTRACTOR:

REPRESENTATIVE/DISTRIBUTOR:

Corporate Offices  
Dow Roofing Systems  
Nine Sullivan Road  
Holyoke, MA 01040  
P: 800-621-ROOF



**ROOFING SYSTEMS**

DATE: 03/02/09

DRN BY: JJC

CKD BY: SAK

SHT.# \_\_\_\_ OF \_\_\_\_

DWG# 12011-9453

**A**