


# DERBIGUM GARDEN-TITE RADIUS DRAIN BAR

**IMPORTANT!!!** MUST INDICATE PROPER RADIUS CONDITION BY CIRCILING APPROPRIATE OUTSIDE FACE

PROVIDING A RADIUS  
THE RADIUS MAY BE PROVIDED  
IN ONE OF TWO METHODS:

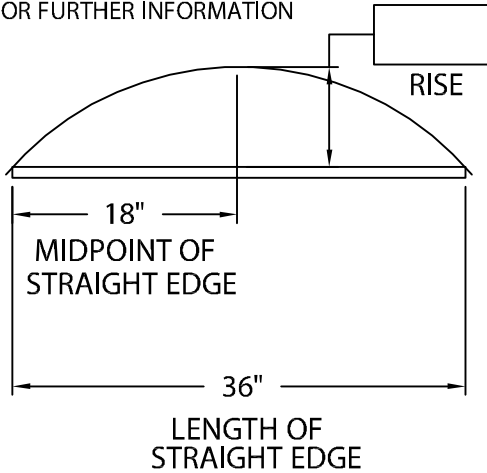
1.) THE ACTUAL KNOWN RADIUS IS



OR

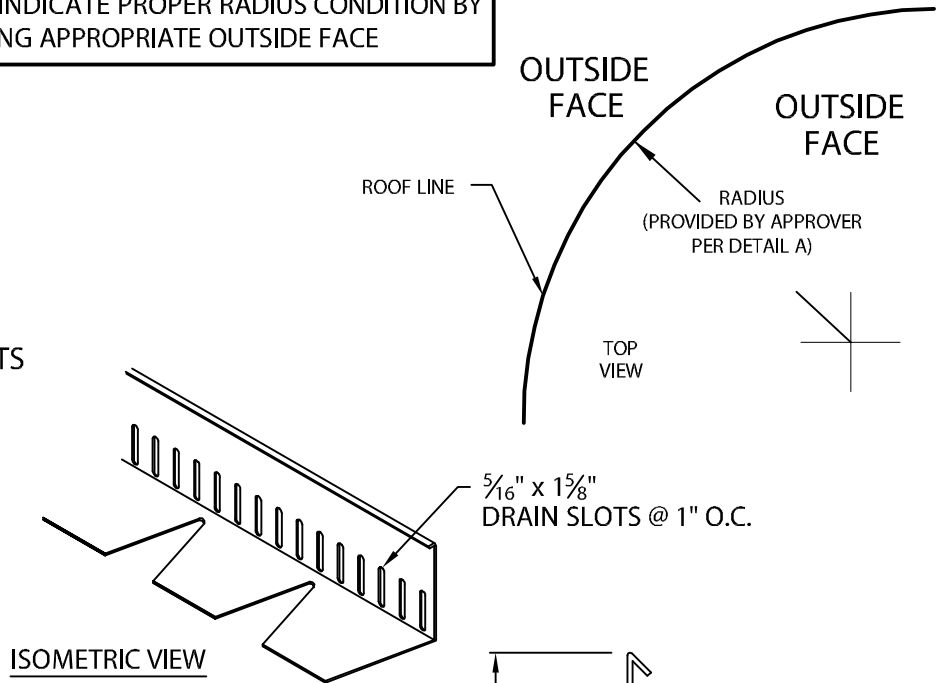
2.) FIELD CONDITION MEASUREMENTS

NOTE: REFER TO ATTACHED WORKSHEET  
FOR FURTHER INFORMATION

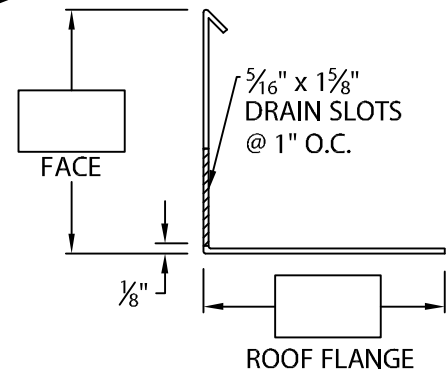


NOTE: CHECK MEASUREMENTS ALONG ENTIRE RADIUS.

DETAIL A



NOTE:  
INCLUDES 3½" WIDE  
CONCEALED SPLICE  
PLATE AT EACH JOINT.



Fabrication will proceed only after receipt of  
signed print approval.

## Print Approval:

Architect and/or contractor shall verify all  
dimensions, sizes and quantities. All  
products to be installed in strict accordance  
with Derbigum's printed instructions.

Approved by: \_\_\_\_\_

Date: \_\_\_\_\_

## MATERIAL:

\_\_\_\_ .063" (1.60 mm) Mill Finish Alum.

\_\_\_\_ .080" (2.03 mm) Mill Finish Alum.

\_\_\_\_ .125" (3.18 mm) Mill Finish Alum.

## QUANTITIES:

\_\_\_\_\_ Lineal Feet 12'-0" (3.65 m) Lengths

PROJECT:

ARCHITECT:

ROOFING CONTRACTOR:

REPRESENTATIVE/DISTRIBUTOR:

Customer Service  
1-800-727-9872



**DERBIGUM®**  
MAKING BUILDINGS SMART

DATE: 02/11/17

DRN BY: JJC

CKD BY: SAK

SHT.# \_\_\_\_ OF \_\_\_\_

DWG# 20030-25714

**A**