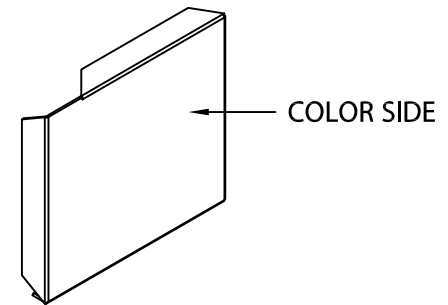
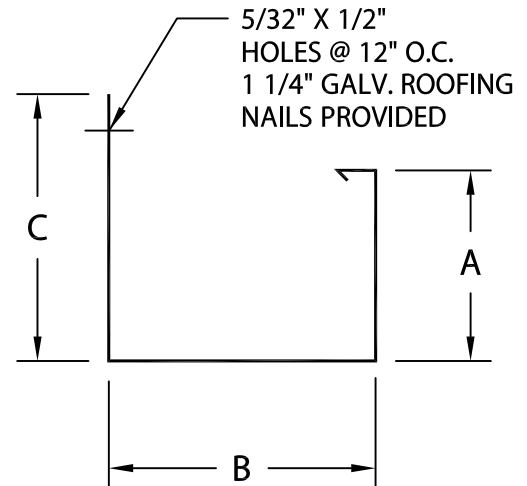
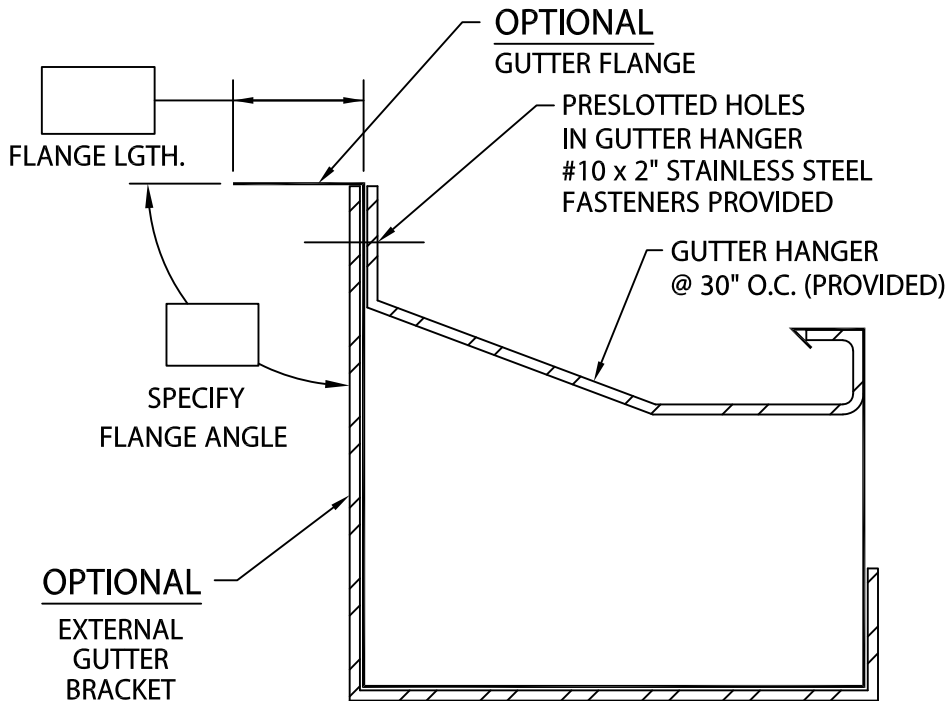




# FIBERTITE INDUSTRIAL GUTTER

IG-B VERSION



ENDCAP DETAIL  
(LEFT HAND SHOWN)

PRODUCT ID #	C	B	A	HANGER
<input type="checkbox"/> IGB-C6	6"	4 1/8"	4 1/2"	1 1/4" X .100 Mill
<input type="checkbox"/> IGB-C7	7"	6"	6"	1 1/4" X .100 Mill
<input type="checkbox"/> IGB-C8	8"	7"	7"	2" X .100 Mill
<input type="checkbox"/> IGB-C9	9"	8"	8"	2" X .100 Mill

## NOTES:

- MAXIMUM DOWNSPOUT DIMENSION NOT TO EXCEED "B" MINUS 9/16".
- 2" LAP JOINTS PROVIDED.
- 1/8" STAINLESS STEEL POP RIVETS PROVIDED.
- UNLESS OTHERWISE NOTED, FABRICATION OF MITERS ARE FURNISHED STANDARD UTILIZING A NON-PENETRATING QUICKLOCK JOINT, THEN FACTORY SEALED WATERTIGHT.
- WELDED ACCESSORIES REQUIRE A MINIMUM MATERIAL THICKNESS OF .050".

Fabrication will proceed only after receipt of signed print approval.

## Print Approval:

Architect and/or contractor shall verify all dimensions, sizes, and quantities. All products to be installed in strict accordance with FiberTite's printed instructions.

Approved by: \_\_\_\_\_

Date: \_\_\_\_\_

## MATERIAL:

\_\_\_ 24 GA. GALVANIZED STEEL  
\_\_\_ .040" ALUMINIUM COLOR: \_\_\_\_\_  
\_\_\_ .050" ALUMINUM FINISH: \_\_\_\_\_  
\_\_\_ .063" ALUMINUM  
\_\_\_ OTHER \_\_\_\_\_

## QUANTITIES:

\_\_\_ LINEAL FEET 12'-0" LENGTHS  
\_\_\_ OUTSIDE MITERS @ 90°  
\_\_\_ INSIDE MITERS @ 90°  
\_\_\_ ENDCAPS: RIGHT \_\_\_\_\_ LEFT \_\_\_\_\_  
\_\_\_ EXPANSION JOINTS  
STYLE "1" \_\_\_ STYLE "2" \_\_\_

SPECIFY MITER TYPE:  
☐ WELDED  
☐ QUICKLOCK

FOR EXTERNAL GUTTER BRACKETS SEE PRINT APPROVAL #23012-4215  
FOR NON-90 MITERS SEE PRINT APPROVAL #23012-23569

PROJECT:	Customer Service 1-800-355-6416
ARCHITECT:	
ROOFING CONTRACTOR:	
REPRESENTATIVE/DISTRIBUTOR:	



DATE: 03/23/25  
DRN BY: JJC  
CKD BY: MM

SHT.# \_\_\_ OF \_\_\_

DWG# 23012-4207

J