

# SOPRA-TITE QUICKLOCK RADIUS COPING

TAPERED VERSION

**IMPORTANT!!!** MUST INDICATE PROPER RADIUS CONDITION BY CIRCLING APPROPRIATE OUTSIDE FACE

PROVIDING A RADIUS  
THE RADIUS MAY BE PROVIDED  
IN ONE OF TWO METHODS:

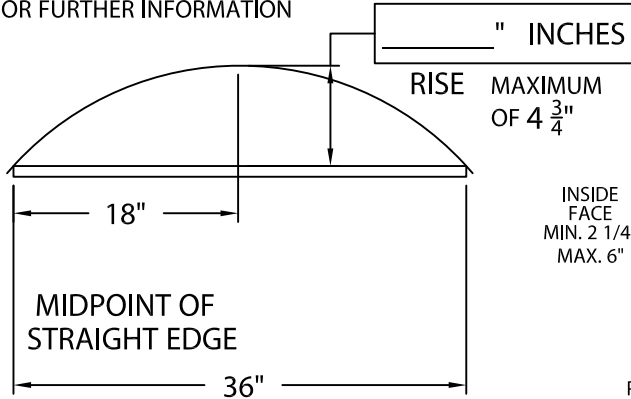
1.) THE ACTUAL KNOWN RADIUS IS

' FEET  " INCHES MINIMUM OF 3'-0"

OR

2.) FIELD CONDITION MEASUREMENTS

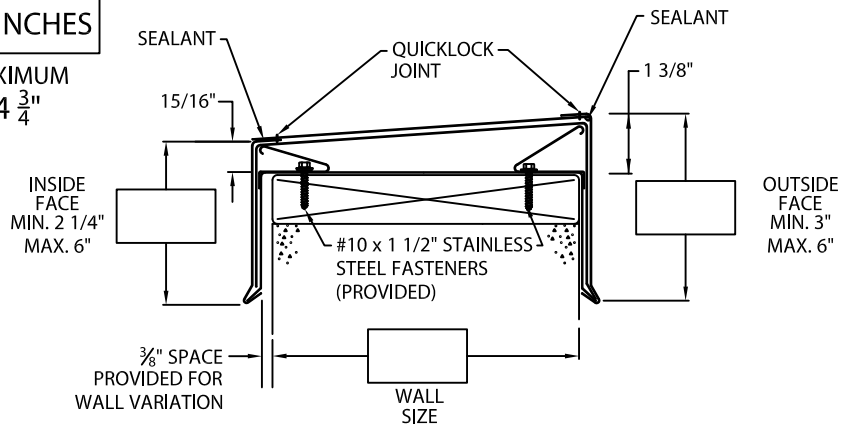
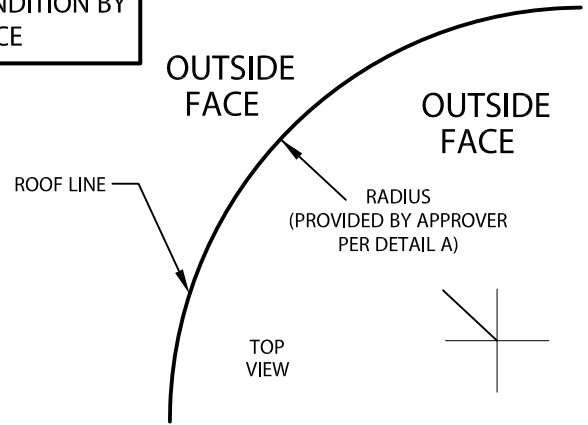
NOTE: REFER TO ATTACHED WORKSHEET  
FOR FURTHER INFORMATION



LENGTH OF  
STRAIGHT EDGE

NOTE: CHECK MEASUREMENTS ALONG ENTIRE RADIUS.

DETAIL A



**NOTES:** -- Concealed splice plates are provided with factory applied dual non-curing sealant strips.  
-- Fabrication of radius is furnished utilizing a non-penetrating quicklock joint, then factory sealed watertight.

**MATERIAL:**

- 24 Ga. Steel
- .040" Aluminum
- .050" Aluminum
- .063" Aluminum
- Other \_\_\_\_\_

Color: \_\_\_\_\_

Finish: \_\_\_\_\_

**QUANTITIES:**

\_\_\_\_\_ Lineal Feet 4'-0" Lengths

Fabrication will proceed only after receipt of signed print approval.

## Print Approval:

Architect and/or contractor shall verify all dimensions, sizes and quantities. All products to be installed in strict accordance with Soprema's printed instructions.

Approved by: \_\_\_\_\_

Date: \_\_\_\_\_

PROJECT:

ARCHITECT:

ROOFING CONTRACTOR:

REPRESENTATIVE/DISTRIBUTOR:

800-356-3521

www.soprema.us

310 Quadral Dr. Wadsworth, OH 44281

f: 330-334-6257



DATE: 12/28/16

DRN BY: JAB

CKD BY: SAK

SHT.# \_\_\_\_ OF \_\_\_\_

DWG# 33011-17556

**D**