

***NOTES**

- Bottom sizes are provided in 1/2" increments
- Maximum downspout dimension not to exceed "B" minus 1- 9/16"
- Roof flange is optional. If flange size is not provided, the gutter will not include a roof flange. If flange angle not provided, the gutter will have a 90-degree flange.
- Pop rivets provided
- Unless otherwise noted, fabrication of miters and accessories are provided with a non- penetrating quicklock joint, then factory sealed watertight
- Welded accessories require minimum material thickness of .050 aluminum.
- For non-90 miters, see separate print approval
- Product should be installed per provided installation instructions
- ANSI/SPRI/GT-1 test pressures up to 596 psf (Horizontal), 224 psf (Vertical), 160 plf (Downward)

APPROVALS*



ANSI/SPRI/GT-1

Test Pressures listed in notes

PROJECT INFO

Project Name: _____

Architect: _____

Roofing Contractor: _____

Project Type: _____

☐ By selecting this box you have verified and confirmed that dimensions, sizes, and quantities are correct. All products will be installed in strict accordance with printed instructions.

Date: _____

SHT# _____ of _____

DATE: **06/03/25**

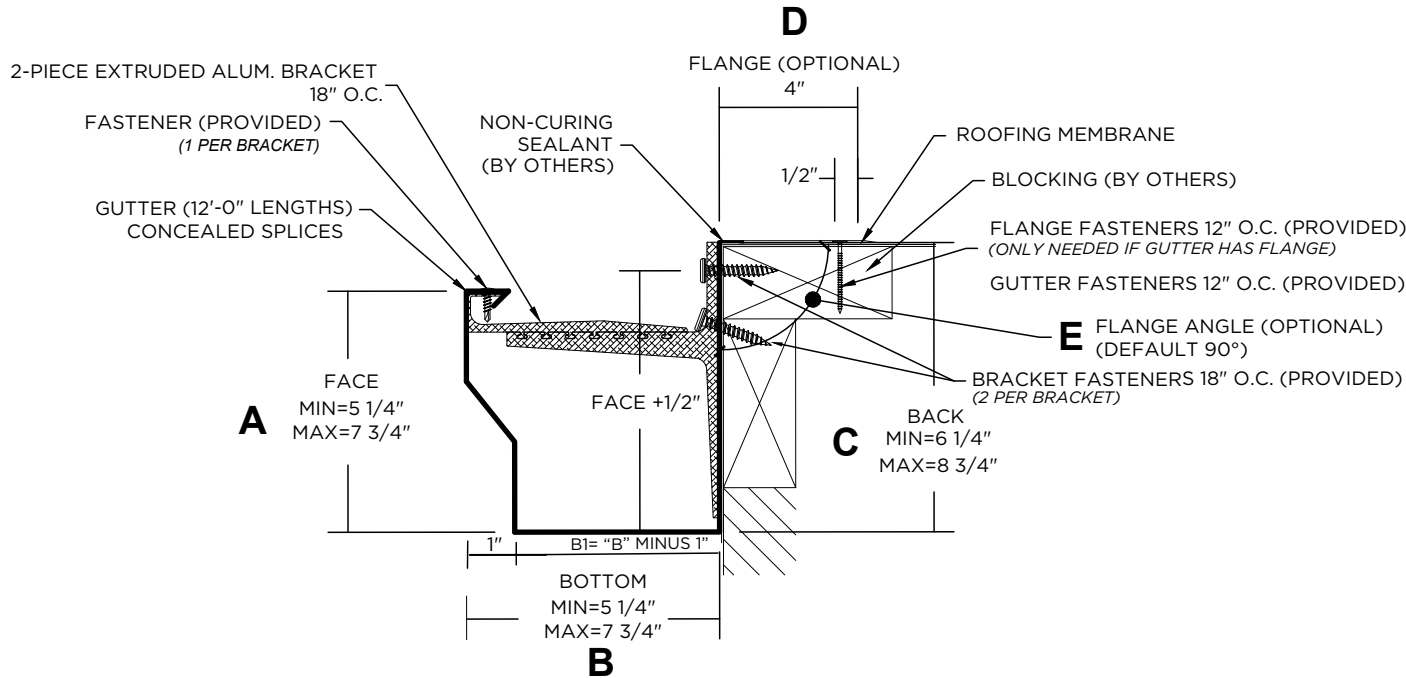
DRN BY: **MLM**

CKD BY: **MM**

DWG #: 45012-44781

REV: **A**

Polyglass USA, Inc.
1111 W. Newport Center Dr.
Deerfield Beach, FL 33442
Customer Service: 800-222-9782
Technical Service: 866-794-9659



DIMENSIONS

| SELECT SIZE | A (FACE) | B (BOTTOM) | C (BACK) | FLANGE (OPTIONAL) |
|--------------------------|----------|------------|----------|---|
| <input type="checkbox"/> | 5 1/4" | 5 1/4" | 6 1/4" | D (FLANGE) PLEASE SELECT ONE: |
| <input type="checkbox"/> | 5 3/4" | 5 3/4" | 6 3/4" | WITH FLANGE <input type="checkbox"/> WITHOUT FLANGE <input type="checkbox"/> |
| <input type="checkbox"/> | 6 1/4" | 6 1/4" | 7 1/4" | NOTE: IF NEITHER BOX IS CHECKED, THE GUTTER WILL BE PROVIDED WITHOUT A ROOF FLANGE |
| <input type="checkbox"/> | 6 3/4" | 6 3/4" | 7 3/4" | E (FLANGE ANGLE) |
| <input type="checkbox"/> | 7 1/4" | 7 1/4" | 8 1/4" | NOTE: IF ANGLE IS NOT PROVIDED, FLANGE WILL BE 90° |
| <input type="checkbox"/> | 7 3/4" | 7 3/4" | 8 3/4" | |

MATERIAL

- ☐ 24 Ga. Galv. Steel
- ☐ 22 Ga. Galv. Steel
- ☐ .040" Aluminum
- ☐ .050" Aluminum
- ☐ .063" Aluminum
- ☐ OTHER: _____

Color: _____

Finish: _____

Substrate:
If substrate is not given, wood fasteners will be provided.

- ☐ Wood
- ☐ Masonry
- ☐ Metal

QUANTITIES

_____ Lineal Feet (12'-0" Lengths)

_____ Outside Miter (90°)

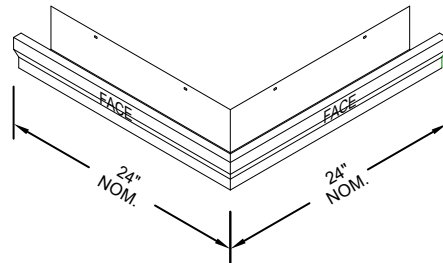
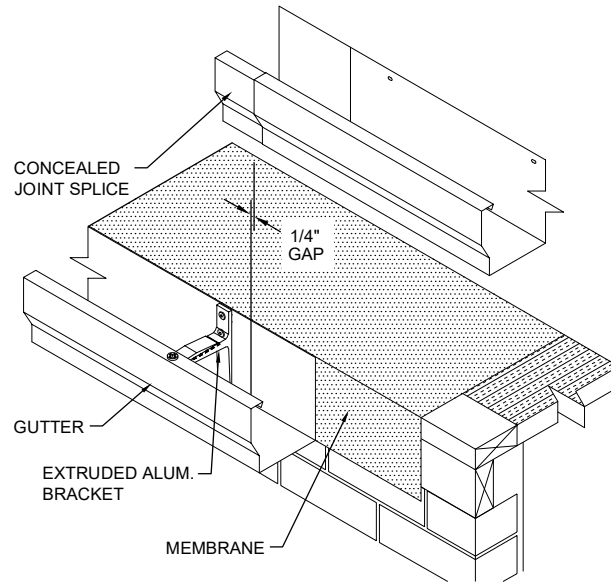
_____ Inside Miter (90°)

_____ Right Endcaps

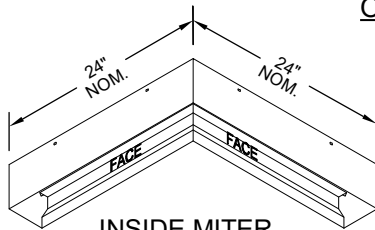
_____ Left Endcaps

_____ Expansion Joints (If Required)

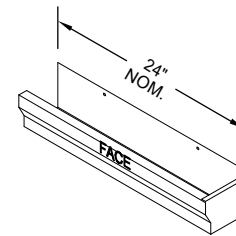
Accessory Type*: ☐ Quicklock (Default) ☐ Welded (Surcharge)



OUTSIDE MITER

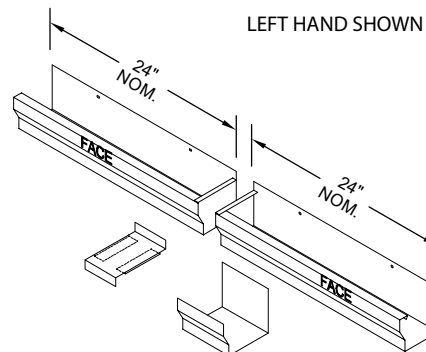


INSIDE MITER



END CAP

LEFT HAND SHOWN



EXPANSION JOINT
(IF REQUIRED)

Standard gutter miter leg lengths are 24" Nominal
Standard gutter miter angle is 90°
For special miter requirements, attach sketches or consult manufacturer for assistance.

SHT# ____ of ____

DATE: **06/03/25**

DRN BY: **MLM**

CKD BY: **MM**

DWG #: **45012-44781**

REV: **A**

Polyglass USA, Inc.
1111 W. Newport Center Dr.
Deerfield Beach, FL 33442
Customer Service: 800-222-9782
Technical Service: 866-794-9659