


# SECUREDGE B\*2000 RADIUS FASCIA

STONE BALLAST SINGLE-PLY VERSION

**IMPORTANT!!!** MUST INDICATE PROPER RADIUS CONDITION BY CIRCILING APPROPRIATE OUTSIDE FACE

PROVIDING A RADIUS  
THE RADIUS MAY BE PROVIDED  
IN ONE OF TWO METHODS:

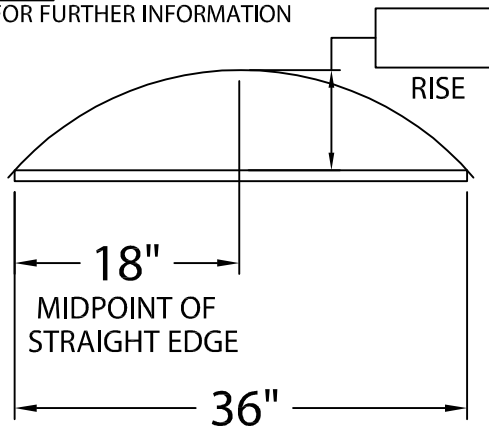
1.) THE ACTUAL KNOWN RADIUS IS



OR

2.) FIELD CONDITION MEASUREMENTS

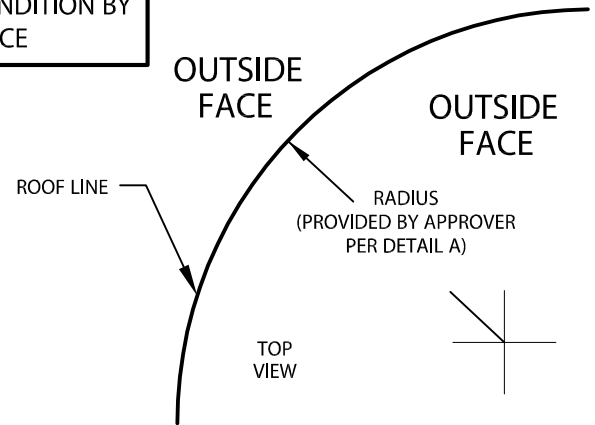
NOTE: REFER TO ATTACHED WORKSHEET  
FOR FURTHER INFORMATION



LENGTH OF  
STRAIGHT EDGE

NOTE: CHECK MEASUREMENTS ALONG ENTIRE RADIUS.

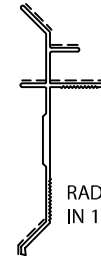
DETAIL A



----- INDICATES AREAS THAT WILL BE SLIT AS  
NEEDED TO ACCOMODATE RADIUS



RADIUS FASCIA PROVIDED  
IN 12'-0" (3.65 m) LENGTHS



RADIUS EXTRUDED BAR PROVIDED  
IN 12'-0" (3.65 m) LENGTHS.

## SECUREDGE B\*2000 RADIUS FASCIA DIMENSIONS

PRODUCT ID. NO.	H DIM.	X DIM.	COVERAGE
<input type="checkbox"/> B*2050	5" (127 mm)	3" (70 mm)	1 NAILER
<input type="checkbox"/> B*2065	6 1/2" (165 mm)	4 1/2" (114 mm)	2 NAILERS
<input type="checkbox"/> B*2080	8" (191 mm)	6" (152 mm)	3 NAILERS

Fabrication will proceed only after receipt of  
signed print approval.

## Print Approval:

Architect and/or contractor shall verify all  
dimensions, sizes and quantities. All  
products to be installed in strict accordance  
with Carlisle SynTec, Inc.'s printed instructions.

Approved by: \_\_\_\_\_

Date: \_\_\_\_\_

## MATERIAL:

\_\_\_ 24 Ga. (.65 mm) Galv. Steel

\_\_\_ .040" (1.01 mm) Aluminum

\_\_\_ OTHER \_\_\_\_\_

Color: \_\_\_\_\_

Finish: \_\_\_\_\_

## QUANTITIES:

\_\_\_\_\_ Lineal Feet 12'-0" (3.65 m) Lengths

PROJECT:

ARCHITECT:

ROOFING CONTRACTOR:

REPRESENTATIVE/DISTRIBUTOR:

Customer Service  
866-458-3537  
(Metal-Era)

**CARLISLE**  
Carlisle SynTec Incorporated

DATE: 01/14/11

DRN BY: JJC

CKD BY: SAK

SHT.# \_\_\_ OF \_\_\_

DWG# 15010-12977

A