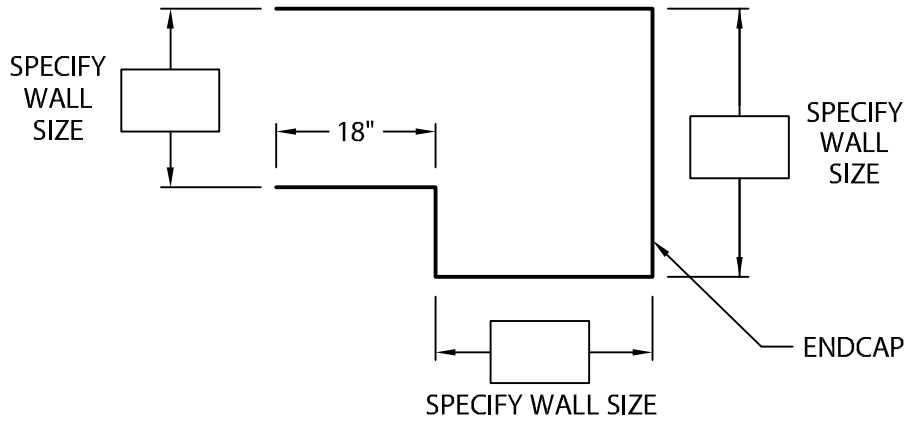


STRAIGHT COPING LEFT TRANSITION WITH ENDCAP

EXISTING SLOPE VERSION

FOR CUSTOM LEG LENGTHS MODIFY DRAWING BELOW



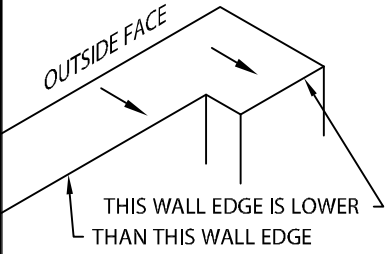
PLEASE SPECIFY ELEVATION/SLOPE CONDITION BELOW

LEGS HAVE SAME SLOPE

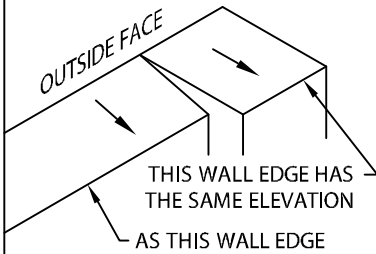
LEGS HAVE DIFFERENT SLOPE

LEGS HAVE SAME SLOPE

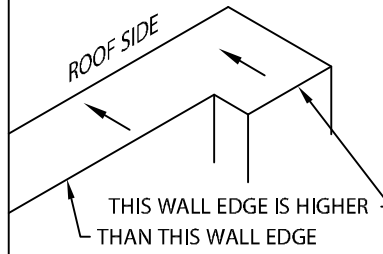
LEGS HAVE DIFFERENT SLOPE



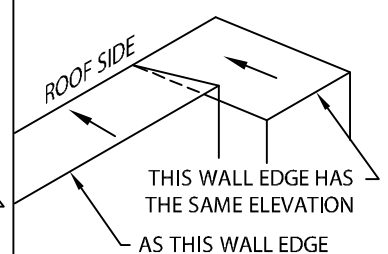
INSIDE FACE UNEQUAL ELEVATION



INSIDE FACE EQUAL ELEVATION



OUTSIDE FACE UNEQUAL ELEVATION



OUTSIDE FACE EQUAL ELEVATION

NOTES:

① WELDED ACCESSORIES REQUIRE A MINIMUM MATERIAL THICKNESS OF .050".

MATERIAL:

- ___ 24 GA. GALVANIZED STEEL
 - ___ 22 GA. GALVANIZED STEEL
 - ___ .040" ALUMINUM
 - ___ .050" ALUMINUM
 - ___ .063" ALUMINUM
 - ___ OTHER _____
- COLOR: _____
- FINISH: _____

QUANTITIES:

_____ AMOUNT REQUIRED

SPECIFY ACCESSORY TYPE:

- WELDED ①
- QUICKLOCK

AUTHORIZED SIGNATURE:

APPROVED BY: _____

DATE: _____

PROJECT:

ARCHITECT:

ROOFING CONTRACTOR:

REPRESENTATIVE/DISTRIBUTOR:

Customer Service
866-458-3537
(Metal-Era)



DATE: 02/27/14

DRN BY: JJC

CKD BY: SAK

SHT.# _____ OF _____

DWG# 15011-19302

A