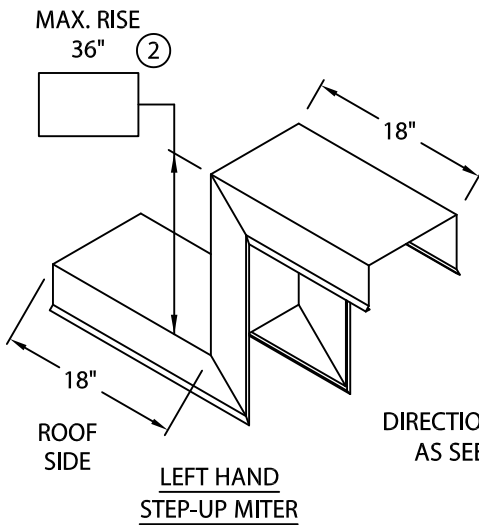
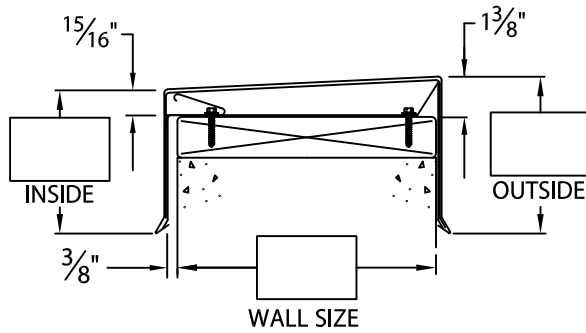
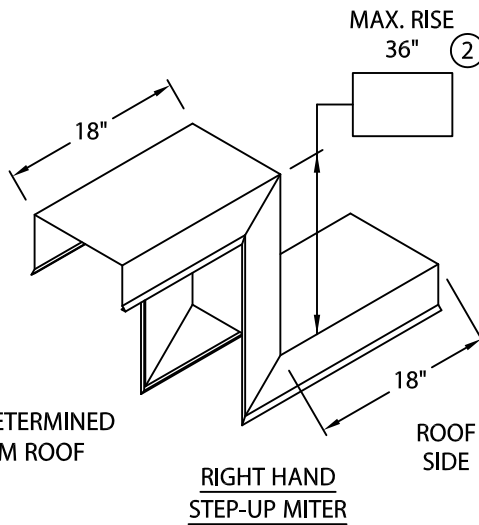


# STEP-UP COPING MITERS

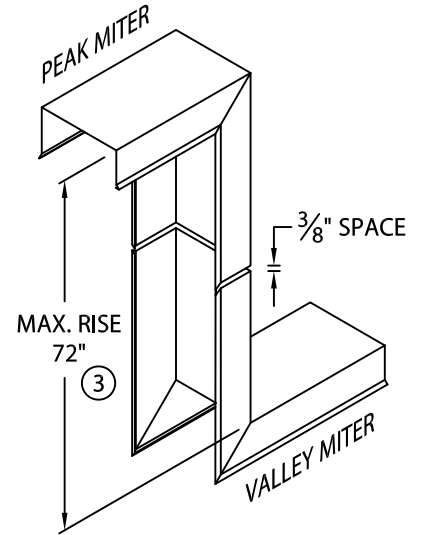


DIRECTION IS DETERMINED  
AS SEEN FROM ROOF



FOR CUSTOM LEG LENGTHS  
MODIFY DRAWINGS ABOVE

PEAK AND VALLEY MITERS  
(SEE NOTES 2 & 3)



## NOTES:

- ① WELDED ACCESSORIES REQUIRE A MINIMUM MATERIAL THICKNESS OF .050".
- ② IF MAXIMUM RISE DIMENSION IS EXCEEDED, ACCESSORY WILL BE MANUFACTURED AS ONE 90° PEAK MITER AND ONE 90° VALLEY MITER.
- ③ IF RISE EXCEEDS 72", A STRAIGHT LENGTH WILL BE REQUIRED AND THE PEAK AND VALLEY MITERS REVERT BACK TO STANDARD 18" LENGTHS.

AUTHORIZED SIGNATURE: \_\_\_\_\_

APPROVED BY: \_\_\_\_\_

DATE: \_\_\_\_\_

## MATERIAL:

\_\_\_ 24 GA. GALVANIZED STEEL  
\_\_\_ 22 GA. GALVANIZED STEEL  
\_\_\_ .040" ALUMINUM  
\_\_\_ .050" ALUMINUM  
\_\_\_ .063" ALUMINUM  
\_\_\_ OTHER \_\_\_\_\_

COLOR: \_\_\_\_\_

FINISH: \_\_\_\_\_

## QUANTITIES:

\_\_\_ RIGHT HAND STEP-UP MITER

\_\_\_ LEFT HAND STEP-UP MITER

SPECIFY  
ACCESSORY TYPE:

- ☐ WELDED ①  
☐ QUICKLOCK

PROJECT: \_\_\_\_\_

ARCHITECT: \_\_\_\_\_

ROOFING CONTRACTOR: \_\_\_\_\_

REPRESENTATIVE/DISTRIBUTOR: \_\_\_\_\_

CUSTOMER SERVICE  
800-558-2162  
(METAL-ERA)



DATE: 9/27/21

DRN BY: MLM

CKD BY: MM

SHT.# \_\_\_\_\_ OF \_\_\_\_\_

DWG# 18011-8442

**D**