

PERMA-TITE QUICKLOCK RADIUS COPING

EXISTING SLOPE WITH NAILER VERSION

IMPORTANT!!! MUST INDICATE PROPER RADIUS CONDITION BY CIRCLING APPROPRIATE OUTSIDE FACE

PROVIDING A RADIUS
THE RADIUS MAY BE PROVIDED
IN ONE OF TWO METHODS:

1.) THE ACTUAL KNOWN RADIUS IS

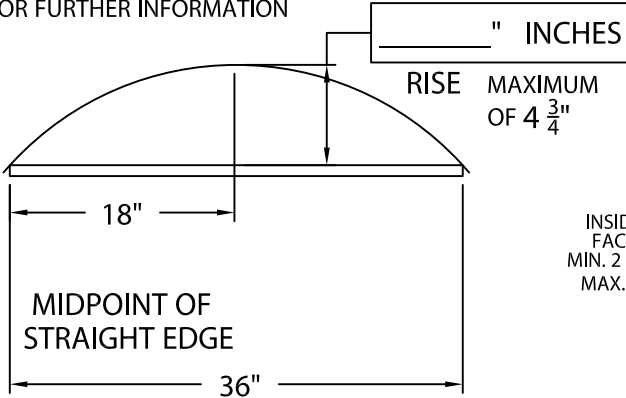
' FEET " INCHES

MINIMUM
OF 3'-0"

OR

2.) FIELD CONDITION MEASUREMENTS

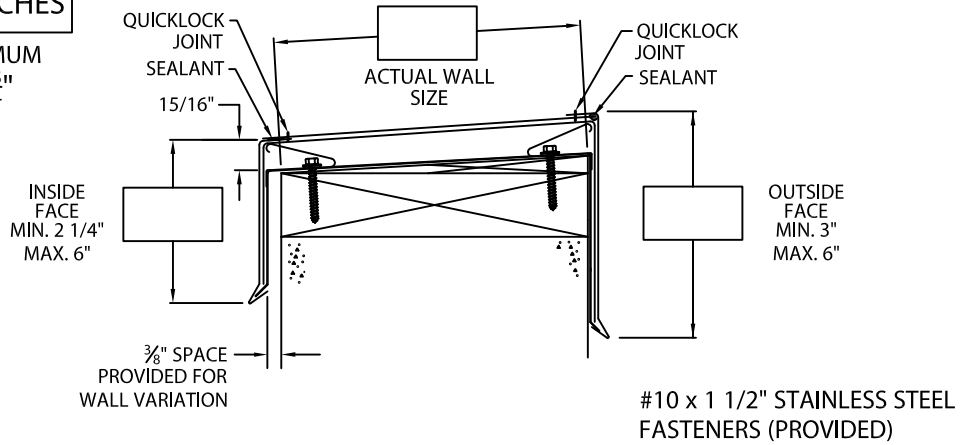
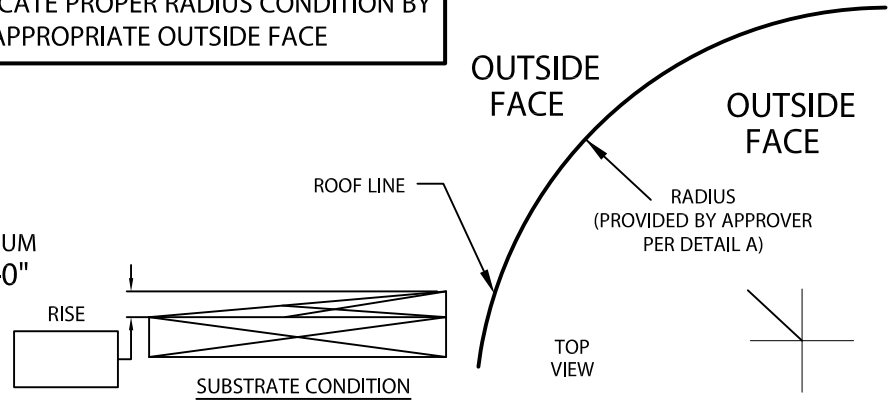
NOTE: REFER TO ATTACHED WORKSHEET
FOR FURTHER INFORMATION



LENGTH OF
STRAIGHT EDGE

NOTE: CHECK MEASUREMENTS ALONG ENTIRE RADIUS.

DETAIL A



NOTES: -- Concealed splice plates are provided with factory applied dual non-curing sealant strips.
-- Fabrication of radius is furnished utilizing a non-penetrating quicklock joint, then factory sealed watertight.

Fabrication will proceed only after receipt of signed print approval.

Print Approval:

Architect and/or contractor shall verify all dimensions, sizes and quantities. All products to be installed in strict accordance with Johns Manville's printed instructions.

Approved by: _____

Date: _____

MATERIAL:

- ___ 24 Ga. Steel
- ___ .040" Aluminum
- ___ .050" Aluminum
- ___ .063" Aluminum
- ___ Other _____

Color: _____

Finish: _____

QUANTITIES:

_____ Lineal Feet 4'-0" Lengths

PROJECT:

ARCHITECT:

ROOFING CONTRACTOR:

REPRESENTATIVE/DISTRIBUTOR:

51 Lexington Street; Lewiston, ME 04240
CUSTOMER SERVICE: 800-223-8317 USA
800-445-1500 Canada
TECHNICAL SERVICE: 800-445-1500 USA & Canada
FAX: 207-784-0125
OTHER AREAS CALL: 207-784-0123



DATE: 12/28/16

DRN BY: JAB

CKD BY: SAK

SHT.# ___ OF ___

DWG# 16011-9995

D