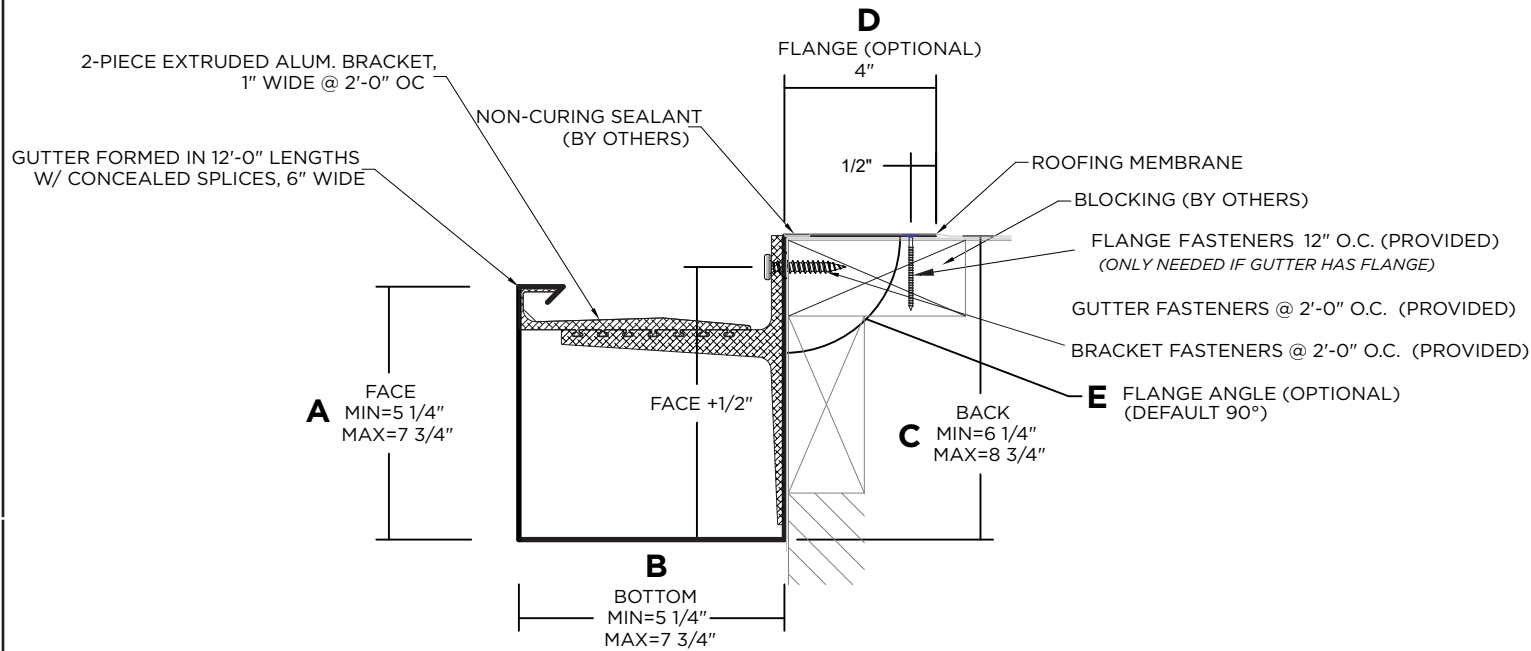




# FIBERTITE WR GUTTER BOX



## DIMENSIONS

SELECT SIZE	A (FACE)	B (BOTTOM)	C (BACK)	FLANGE (OPTIONAL)
<input type="checkbox"/>	5 1/4"	5 1/4"	6 1/4"	<b>D (FLANGE)</b> PLEASE SELECT ONE: WITH FLANGE <input type="checkbox"/> WITHOUT FLANGE <input type="checkbox"/> NOTE: IF NEITHER BOX IS CHECKED, THE GUTTER WILL BE PROVIDED <b>WITHOUT</b> A ROOF FLANGE <b>E (FLANGE ANGLE)</b> NOTE: IF ANGLE IS NOT PROVIDED, FLANGE WILL BE 90°
<input type="checkbox"/>	5 3/4"	5 3/4"	6 3/4"	
<input type="checkbox"/>	6 1/4"	6 1/4"	7 1/4"	
<input type="checkbox"/>	6 3/4"	6 3/4"	7 3/4"	
<input type="checkbox"/>	7 1/4"	7 1/4"	8 1/4"	
<input type="checkbox"/>	7 3/4"	7 3/4"	8 3/4"	

## MATERIAL

- ☐ 24 Ga. Galv. Steel  
☐ 22 Ga. Galv. Steel  
☐ .040" Aluminum  
☐ .050" Aluminum  
☐ .063" Aluminum  
☐ OTHER: \_\_\_\_\_

Color: \_\_\_\_\_  
Finish: \_\_\_\_\_

Substrate: \_\_\_\_\_  
If substrate is not given, wood fasteners will be provided.  
☐ Wood  
☐ Masonry  
☐ Metal

## QUANTITIES

\_\_\_\_\_ Lineal Feet ( 12'-0" Lengths)  
\_\_\_\_\_ Outside Miter (90°)  
\_\_\_\_\_ Inside Miter (90°)  
\_\_\_\_\_ Right Endcaps  
\_\_\_\_\_ Left Endcaps  
\_\_\_\_\_ Expansion Joints (If Required)

Accessory Type: ☐ Quicklock (Default) ☐ Welded (Surcharge)

## NOTES

- Bottom sizes are provided in 1/2" increments
- Maximum downspout dimension not to exceed "B" minus 9/16"
- Roof flange is optional. If flange size is not provided, the gutter will not include a roof flange. If flange angle is not provided, the gutter will have a 90-degree flange.
- Pop rivets provided
- Unless otherwise noted, fabrication of miters and accessories are provided with a non- penetrating quicklock joint, then factory sealed watertight
- Welded accessories require minimum material thickness of .050 aluminum.
- For non-90 miters, see separate print approval
- Product should be installed per provided installation instructions
- ANSI/SPRI GT-1 Test Pressure up to 223 psf (Horizontal) and 136 psf (Vertical)

## APPROVALS

**ANSI/SPRI/GT-1**  
Test Pressures listed in notes

## PROJECT INFO

Project Name: \_\_\_\_\_

Architect: \_\_\_\_\_

Roofing Contractor: \_\_\_\_\_

**Project Type:** \_\_\_\_\_

☐ By selecting this box you have verified and confirmed that dimensions, sizes, and quantities are correct. All products will be installed in strict accordance with printed instructions.

Date: \_\_\_\_\_

**FiberTite**  
Customer Service  
1-800-355-6416

SHT #: \_\_\_\_\_ of \_\_\_\_\_

DATE: **06/20/25**

DRN BY : **PL**

CKD BY : **MM**

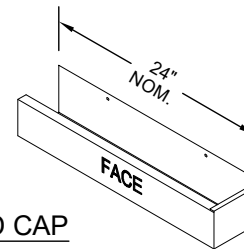
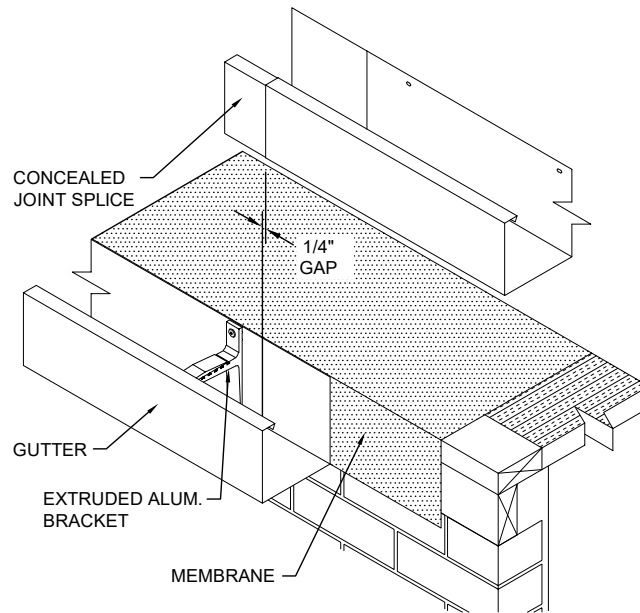
DWG # : **23012-38997**

REV: **B**

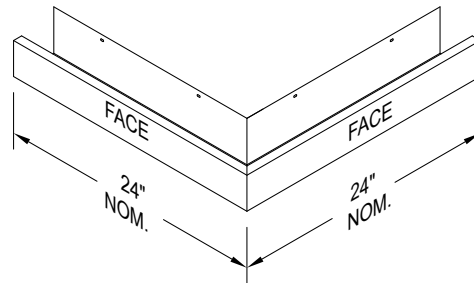


# FIBERTITE WR GUTTER

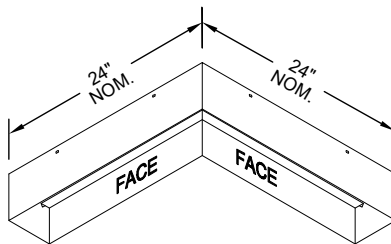
## BOX STANDARD ACCESSORIES



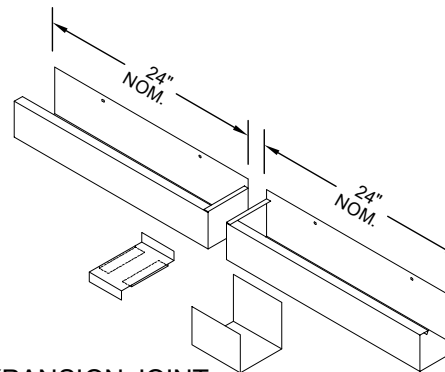
**END CAP**  
LEFT HAND SHOWN



**OUTSIDE MITER**



**INSIDE MITER**



**EXPANSION JOINT**  
(IF REQUIRED)

Standard gutter miter leg lengths are 24" Nominal  
Standard gutter miter angle is 90°  
For special miter requirements, attach sketches or consult manufacturer for assistance.

SHT #: \_\_\_\_ of \_\_\_\_  
DATE: **06/20/25**  
DRN BY : **PL**  
CKD BY : **MM**  
DWG # : **23012-38997**  
REV: **B**

**FiberTite**  
Customer Service  
1-800-355-6416