

# WELDED RADIUS INDUSTRIAL GUTTER

IG-B SPLICE PLATE VERSION

**IMPORTANT!!!** MUST INDICATE PROPER RADIUS CONDITION BY CIRCLING APPROPRIATE OUTSIDE FACE

PROVIDING A RADIUS

THE RADIUS MAY BE PROVIDED IN ONE OF TWO METHODS:

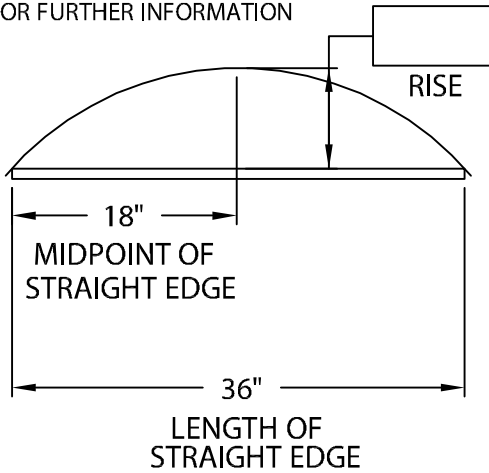
1.) THE ACTUAL KNOWN RADIUS IS



OR

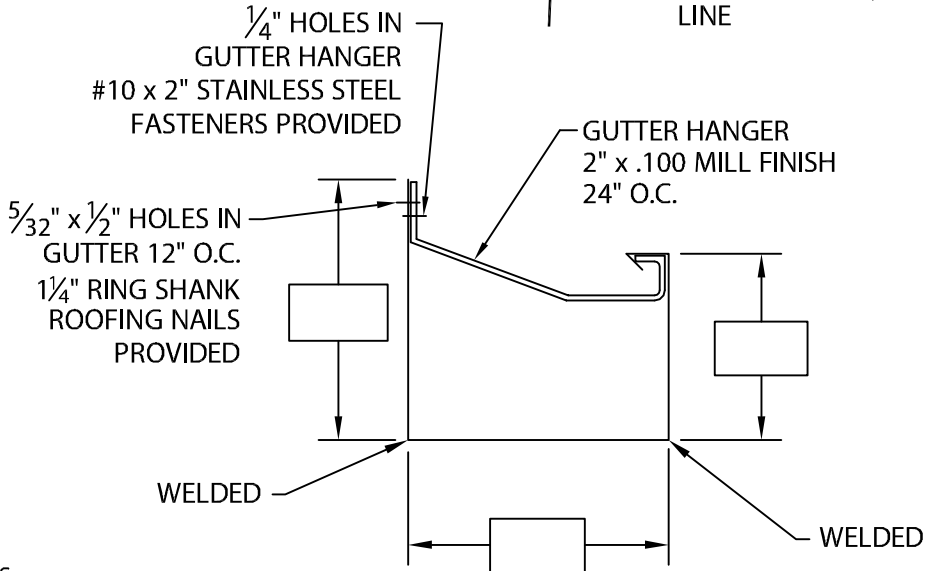
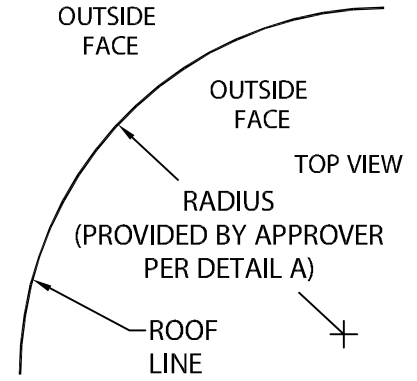
2.) FIELD CONDITION MEASUREMENTS

NOTE: REFER TO ATTACHED WORKSHEET FOR FURTHER INFORMATION



NOTE: CHECK MEASUREMENTS ALONG ENTIRE RADIUS.

DETAIL A



NOTE: INCLUDES 6" WIDE CONCEALED SPLICE PLATES. 1/8" STAINLESS STEEL POP RIVETS PROVIDED.

Fabrication will proceed only after receipt of signed print approval.

## Print Approval:

Architect and/or contractor shall verify all dimensions, sizes and quantities. All products to be installed in strict accordance with Metal-Era's printed instructions.

Approved by: \_\_\_\_\_  
Date: \_\_\_\_\_

**MATERIAL:**  
Sides - .050 (1.27 mm) Aluminum  
Bottom - .063 (1.60 mm) Aluminum  
Color: \_\_\_\_\_  
Finish: \_\_\_\_\_

**QUANTITIES:**  
\_\_\_\_\_ Lineal Feet 4'-0" (1.22 m) Lengths

PROJECT: \_\_\_\_\_  
ARCHITECT: \_\_\_\_\_  
ROOFING CONTRACTOR: \_\_\_\_\_  
REPRESENTATIVE/DISTRIBUTOR: \_\_\_\_\_

Corporate Offices, Manufacturing  
1600 Airport Road; Waukesha, WI 53188  
Phone: 800-558-2162  
Fax: 800-373-9156  
www.metalera.com



DATE: 02/01/16 SHT.# \_\_\_\_ OF \_\_\_\_  
DRN BY: JJC  
CKD BY: SAK DWG# 11012-1511 **F**