



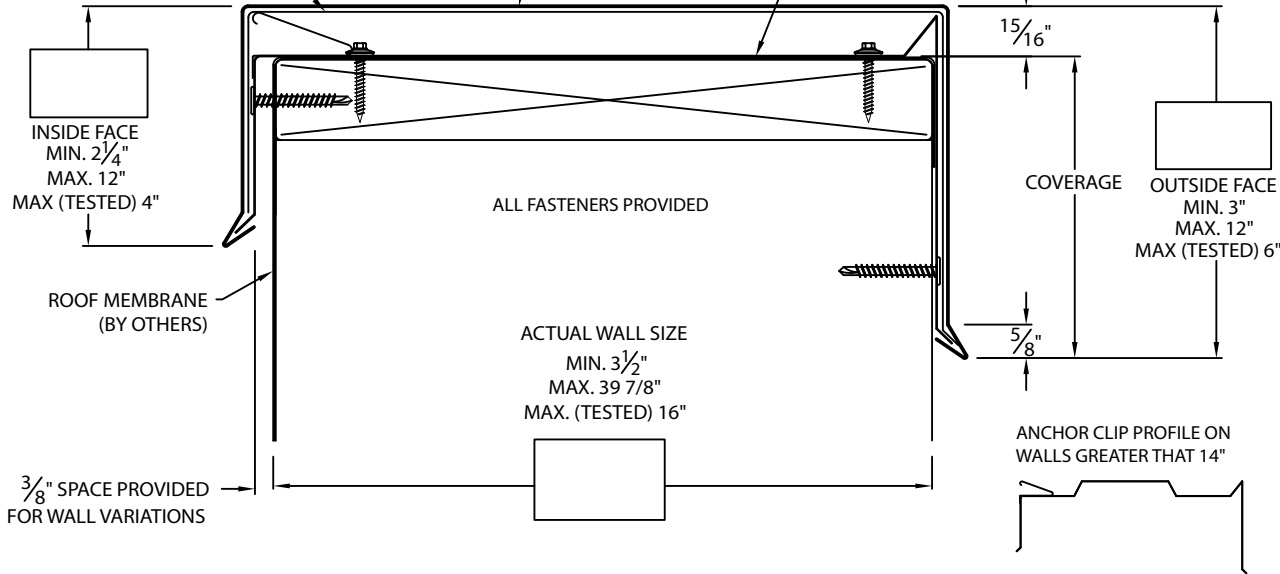
FIBERTITE COPING

FLAT

8" WIDE CONCEALED SPLICE PLATE WITH
FACTORY APPLIED DUAL NON-CURING
SEALANT STRIPS AT EACH JOINT

COPING COVER
(12'-0" LENGTHS)

12" WIDE 20 GALV. ANCHOR CLIPS
SPACING DETERMINED BY MANUFACTURER



* NOTES

- Oil canning can occur on larger face heights and wall widths; recommend 22 Ga., .050" or .063" Aluminum for face height over 8" or wall width over 12".

- 24 Ga. and .040" Aluminum covers available for wall sizes 3.5" to 24" ONLY

- Unless otherwise noted, fabrication of miters and accessories are furnished standard utilizing a non-penetrating quicklock joint, then factory sealed watertight

- Welded accessories require a minimum material thickness of .050" Aluminum

- For non-90 miters, see separate print approval

- Product should be installed per provided installation instructions

- ANSI/SPRI/FM 4435/ES-1 test pressures up to 226 psf (Horizontal) and 391 psf (Vertical)

APPROVALS*

ANSI/SPRI/FM 4435/ES-1
Test Pressures listed in notes



MIAMI-DADE COUNTY
APPROVED

MATERIAL*

- ☐ 24 Ga. Galv. Steel
☐ 22 Ga. Galv. Steel
☐ .040" Aluminum
☐ .050" Aluminum
☐ .063" Aluminum
☐ OTHER: _____

Color: _____
Finish: _____

Substrate: (For Top Fasteners)

if substrate is not
given, wood fasteners
will be provided.

- ☐ Wood
☐ Masonry
☐ Metal

QUANTITIES

_____ Lineal Feet (12'-0" Lengths)
_____ Outside Miter (90°)
_____ Inside Miter (90°)
_____ Right Endcaps
_____ Left Endcaps

Accessory Type* : ☐ Quicklock (Default) ☐ Welded (Surcharge)

_____ Right Endwall Flashing (Coping Version)
_____ Left Endwall Flashing (Coping Version)
_____ Right Endwall Flashing (Splice Plate Version)
_____ Left Endwall Flashing (Splice Plate Version)

PROJECT INFO

Project Name: _____

Architect: _____

Roofing Contractor: _____

Project Type: _____

☐ By selecting this box you have verified and confirmed that dimensions, sizes, and quantities are correct. All products will be installed in strict accordance with printed instructions.

Date: _____

FiberTite
Customer Service
1-800-355-6416

SHT# 1 of 2

DATE: 05/31/23

DRN BY: JJC

CKD BY: MM

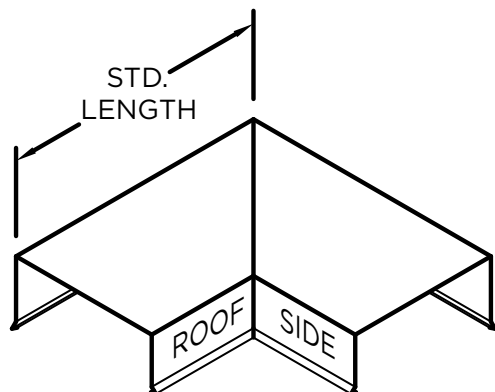
DWG #: 23011-19368

REV: I

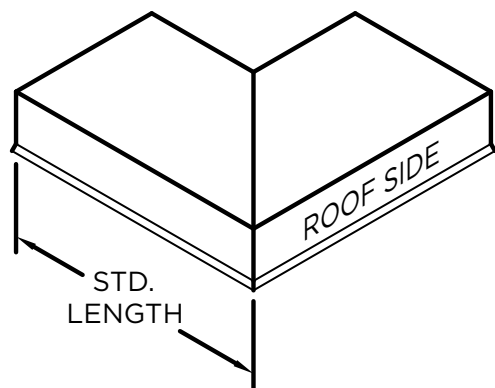


FIBERTITE COPING

STANDARD ACCESSORIES

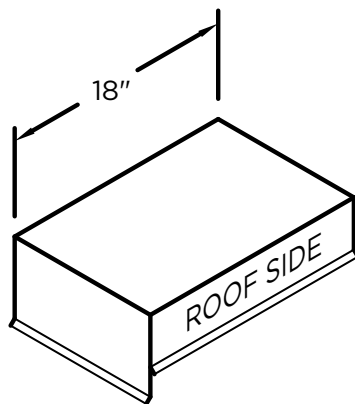


OUTSIDE MITER

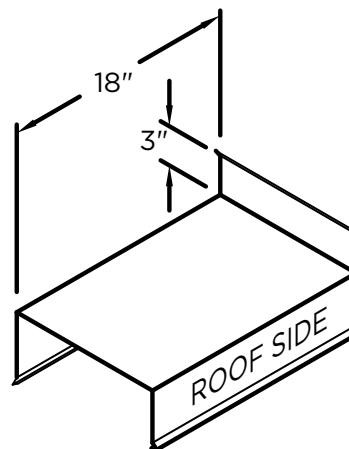


INSIDE MITER

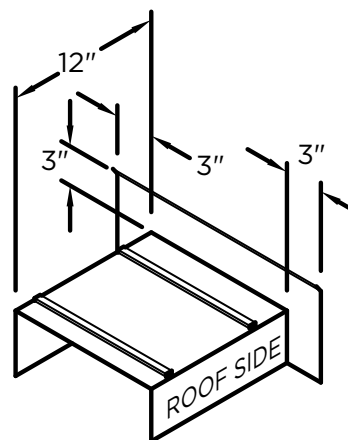
MITER STANDARD LEG LENGTH:
 $WALL\ SIZE + 9\frac{5}{8}" = LENGTH$



ENDCAP
(LEFT HAND SHOWN)



ENDWALL FLASHING
COPING VERSION
(RIGHT HAND SHOWN)



ENDWALL FLASHING
SPLICE PLATE VERSION
(RIGHT HAND SHOWN)
(AVAILABLE ONLY IN
.040" WELDED, PAINTED
TO MATCH COPING)

NOTES

Additional accessories are available including:

- Transition Miters
- Straight Transition Miters
- "T" Miters
- "Z" Miters
- Step-up Miters
- Peak / Valley Miters
- Pilaster Caps
- Radius Coping
- Arched Coping

For additional accessory requirements, attach sketches or call manufacturer for assistance.

SHT# 2 of 2

DATE: 05/31/23

DRN BY: JJC

CKD BY: MM

DWG #: 23011-19368

REV: I

FiberTite
 Customer Service
 1-800-355-6416