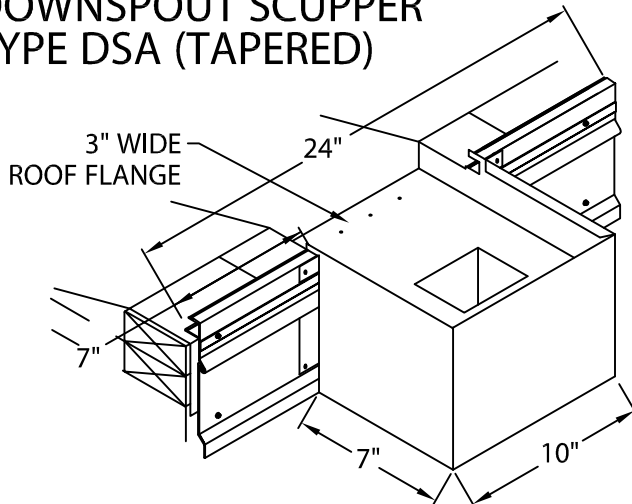


# FLEXLOCK FILE EXTENDED ROOF EDGE SCUPPERS

FULLY ADHERED OR MECHANICALLY ATTACHED SINGLE-PLY VERSION

SCUPPERS - FACTORY WELDED CONSTRUCTION

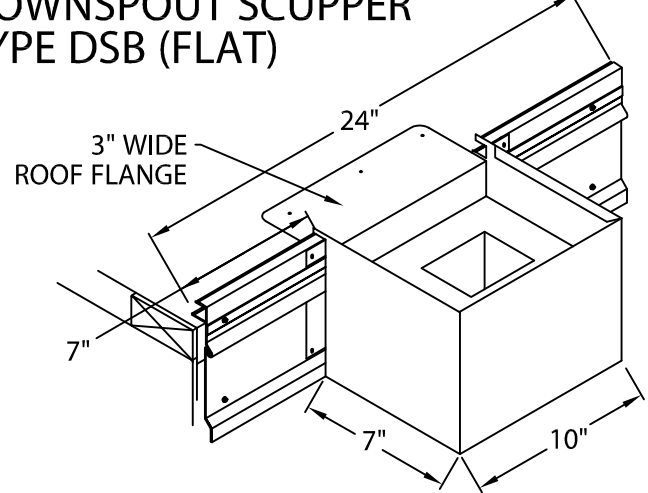
## DOWNSPOUT SCUPPER TYPE DSA (TAPERED)



FOR USE WITH TAPERED EDGE STRIP.  
FLANGE LOWERED 1-1/2\".

**NOTE : SPECIFY TUBE SIZE**

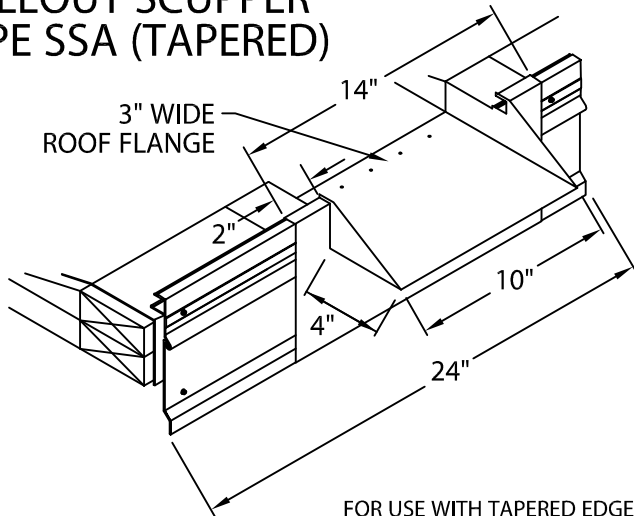
## DOWNSPOUT SCUPPER TYPE DSB (FLAT)



FOR USE WITHOUT TAPERED EDGE STRIP.  
FLANGE FLUSH MOUNTED WITH ROOF.

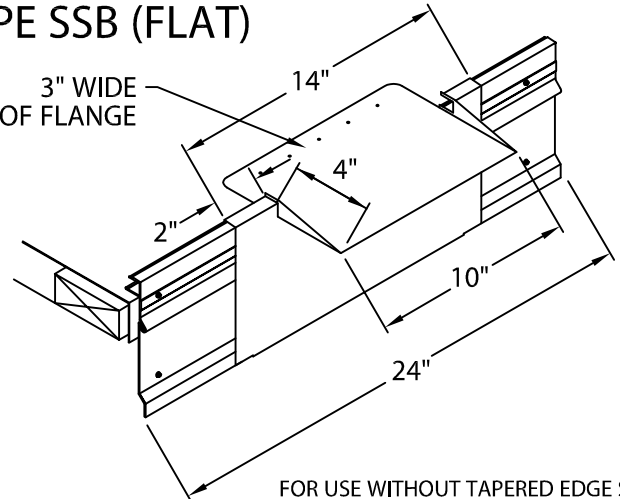
**NOTE : SPECIFY TUBE SIZE**

## SPILLOUT SCUPPER TYPE SSA (TAPERED)



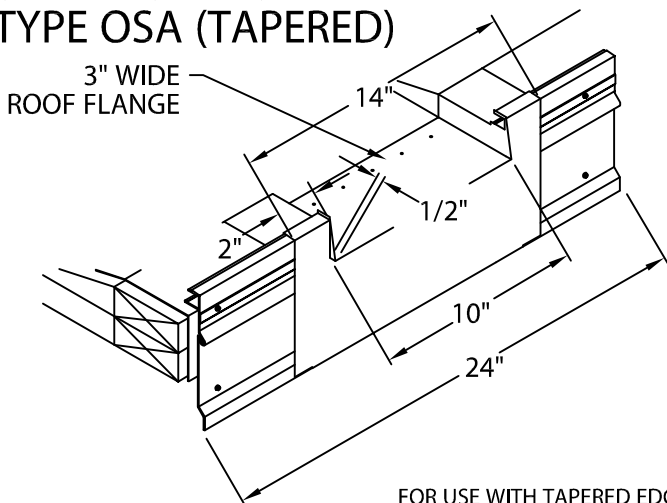
FOR USE WITH TAPERED EDGE STRIP.  
FLANGE LOWERED 1-1/2\".

## SPILLOUT SCUPPER TYPE SSB (FLAT)



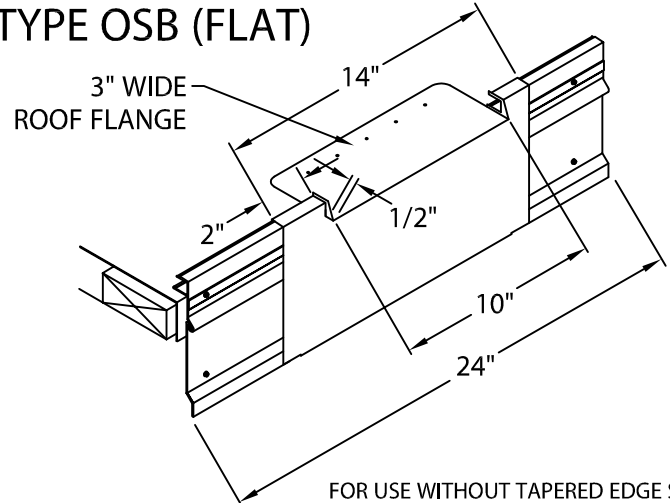
FOR USE WITHOUT TAPERED EDGE STRIP.  
FLANGE FLUSH MOUNTED WITH ROOF.

## OVERFLOW SCUPPER TYPE OSA (TAPERED)



FOR USE WITH TAPERED EDGE STRIP.  
FLANGE LOWERED 1-1/2\".

## OVERFLOW SCUPPER TYPE OSB (FLAT)



FOR USE WITHOUT TAPERED EDGE STRIP.  
FLANGE FLUSH MOUNTED WITH ROOF.

**Flex**™

Customer Service  
Phone: 800-969-0108  
Fax: 610-916-9501

DATE: 12/13/10  
DRN BY: JJC  
CKD BY: SAK

SHT.# \_\_\_\_ OF \_\_\_\_

DWG# 28510-11339

B