

VERSITRIM NON-WELDED RADIUS DRIP EDGE


WITH CONTINUOUS CLEAT

CONVEX RADIUS

PROVIDING A RADIUS

THE RADIUS MAY BE PROVIDED
IN ONE OF TWO METHODS:

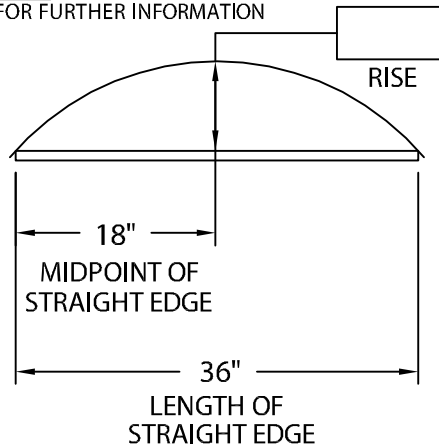
1.) THE ACTUAL KNOWN RADIUS IS



OR

2.) FIELD CONDITION MEASUREMENTS

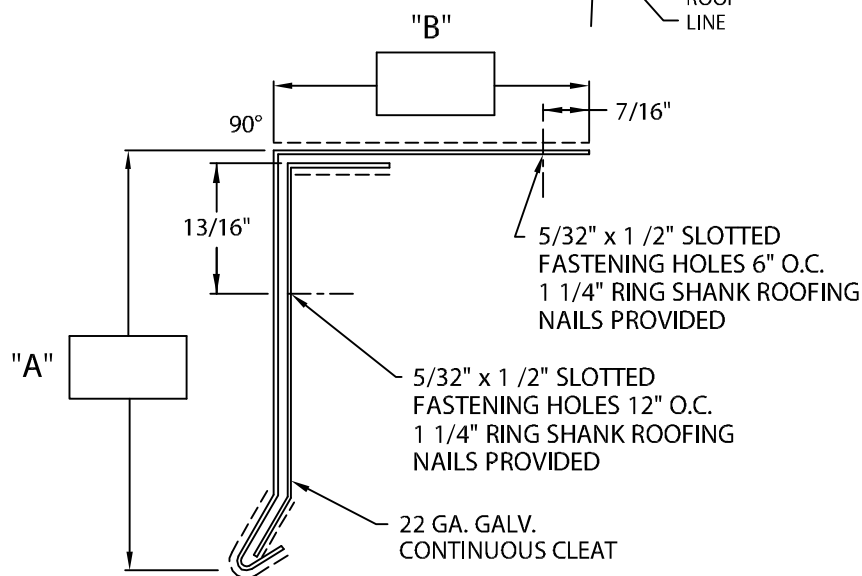
NOTE: REFER TO ATTACHED WORKSHEET
FOR FURTHER INFORMATION



NOTE: CHECK MEASUREMENTS ALONG ENTIRE RADIUS.

DETAIL A

----- INDICATES AREAS THAT WILL BE SLIT AS
NEEDED TO ACCOMMODATE RADIUS



OUTSIDE
FACE

TOP VIEW

RADIUS
(PROVIDED BY APPROVER
PER DETAIL A)

ROOF
LINE

NOTES: -- 6" wide concealed splice plates provided.

-- Concealed splice plate must be field caulked to prevent water entry.

Fabrication will proceed only after receipt of
signed print approval.

Print Approval:

Architect and/or contractor shall verify all
dimensions, sizes and quantities. All products
to be installed in strict accordance with
with Versico, Inc.'s printed instructions.

Approved by: _____

Date: _____

MATERIAL:

___ 24 Ga. Galv.

___ .050" Aluminum

___ .040" Aluminum

___ .063" Aluminum

Color: _____

Finish: _____

QUANTITIES:

_____ Lineal Feet (12'-0" (3.65 m) Lengths)

PROJECT:

ARCHITECT:

ROOFING CONTRACTOR:

REPRESENTATIVE/DISTRIBUTOR:

Customer Service
800-558-2162
(Metal-Era)



DATE: 04/07/17

DRN BY: JJC

CKD BY: SAK

SHT.# ___ OF ___

DWG# 18010-26127

A