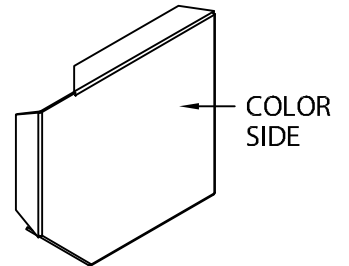
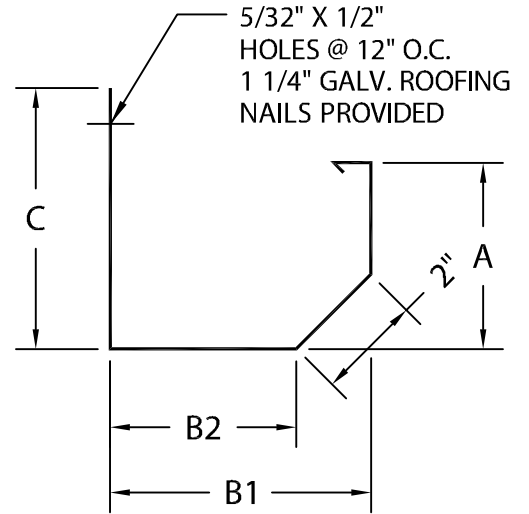
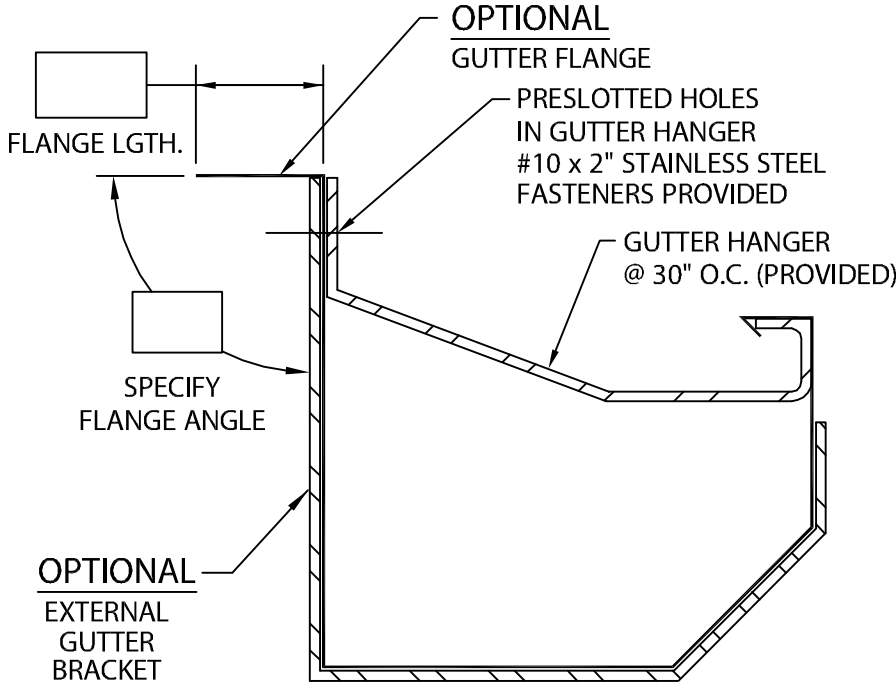




# JOHNS MANVILLE INDUSTRIAL GUTTER

IG-2 VERSION



ENDCAP DETAIL (LEFT HAND SHOWN)

PRODUCT ID #	C	B1	B2	A	HANGER
<input type="checkbox"/> IG2-C6	6"	5"	3 9/16"	4 1/2"	1 1/4" X .100 Mill
<input type="checkbox"/> IG2-C7	7"	6"	4 9/16"	6"	1 1/4" X .100 Mill
<input type="checkbox"/> IG2-C8	8"	7"	5 9/16"	7"	2" X .100 Mill
<input type="checkbox"/> IG2-C9	9"	8"	6 9/16"	8"	2" X .100 Mill

**NOTES:**

- MAXIMUM DOWNSPOUT DIMENSION NOT TO EXCEED "B2" MINUS 9/16".
- 2" LAP JOINTS PROVIDED.
- 1/8" STAINLESS STEEL POP RIVETS PROVIDED.
- UNLESS OTHERWISE NOTED, FABRICATION OF MITERS ARE FURNISHED STANDARD UTILIZING A NON-PENETRATING QUICKLOCK JOINT, THEN FACTORY SEALED WATERTIGHT.
- WELDED ACCESSORIES REQUIRE A MINIMUM MATERIAL THICKNESS OF .050".

**MATERIAL:**

- \_\_\_ 24 GA. GALVANIZED STEEL
  - \_\_\_ .040" ALUMIUM
  - \_\_\_ .050" ALUMINUM
  - \_\_\_ .063" ALUMINUM
  - \_\_\_ OTHER \_\_\_\_\_
- COLOR: \_\_\_\_\_
- FINISH: \_\_\_\_\_

**QUANTITIES:**

- \_\_\_ LINEAL FEET 12'-0" LENGTHS
  - \_\_\_ OUTSIDE MITERS @ 90°
  - \_\_\_ INSIDE MITERS @ 90°
  - \_\_\_ ENDCAPS: RIGHT \_\_\_\_\_ LEFT \_\_\_\_\_
  - \_\_\_ EXPANSION JOINTS
  - \_\_\_ STYLE "1" \_\_\_\_\_ STYLE "2" \_\_\_\_\_
- SPECIFY MITER TYPE:
- WELDED
  - QUICKLOCK

FOR EXTERNAL GUTTER BRACKETS SEE PRINT APPROVAL #16012-3996  
FOR NON-90 MITERS SEE PRINT APPROVAL #16012-20314

Fabrication will proceed only after receipt of signed print approval.

## Print Approval:

Architect and/or contractor shall verify all dimensions, sizes, and quantities. All products to be installed in strict accordance with Johns Manville's printed instructions.

Approved by: \_\_\_\_\_

Date: \_\_\_\_\_

PROJECT:

ARCHITECT:

ROOFING CONTRACTOR:

REPRESENTATIVE/DISTRIBUTOR:

51 Lexington Street; Lewiston, ME 04240  
CUSTOMER SERVICE: 800-223-8317 USA  
800-445-1500 Canada  
TECHNICAL SERVICE: 800-445-1500 USA & Canada  
FAX: 207-784-0125  
OTHER AREAS CALL: 207-784-0123



DATE: 03/28/17

DRN BY: JJC

CKD BY: SAK

SHT.# \_\_\_\_ OF \_\_\_\_

DWG# 16012-3988

J