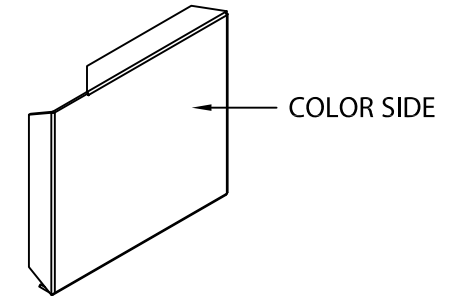
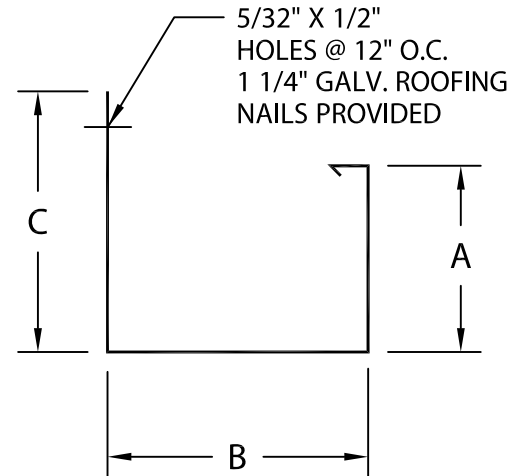
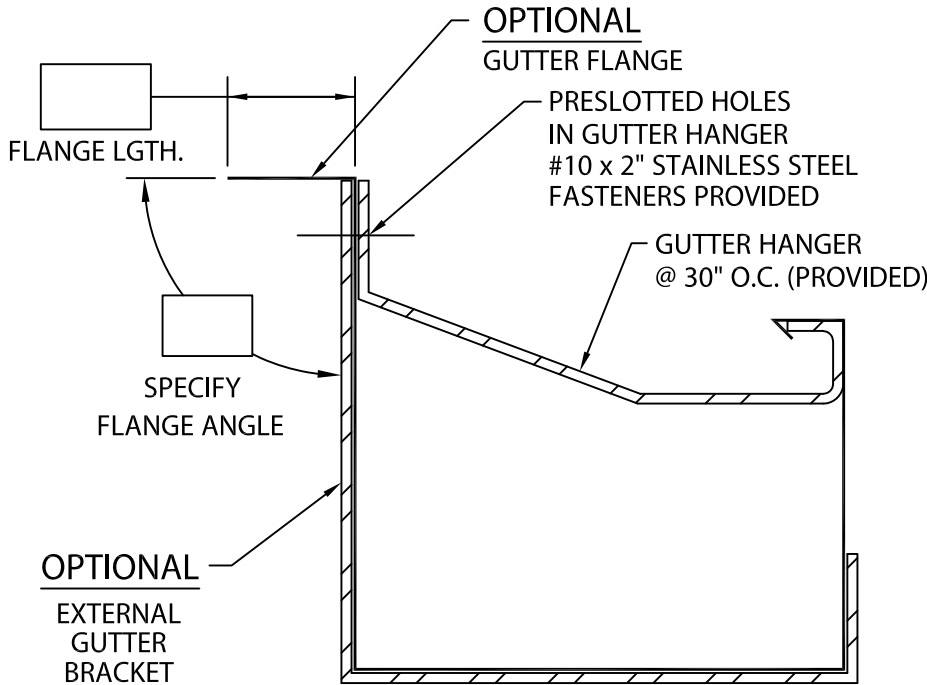




FIBERTITE INDUSTRIAL GUTTER

IG-B VERSION



ENDCAP DETAIL (LEFT HAND SHOWN)

| PRODUCT ID # | C | B | A | HANGER |
|---------------------------------|----|--------|--------|--------------------|
| <input type="checkbox"/> IGB-C6 | 6" | 4 1/8" | 4 1/2" | 1 1/4" X .100 Mill |
| <input type="checkbox"/> IGB-C7 | 7" | 6" | 6" | 1 1/4" X .100 Mill |
| <input type="checkbox"/> IGB-C8 | 8" | 7" | 7" | 2" X .100 Mill |
| <input type="checkbox"/> IGB-C9 | 9" | 8" | 8" | 2" X .100 Mill |

NOTES:

- MAXIMUM DOWNSPOUT DIMENSION NOT TO EXCEED "B" MINUS 9/16".
- 2" LAP JOINTS PROVIDED.
- 1/8" STAINLESS STEEL POP RIVETS PROVIDED.
- UNLESS OTHERWISE NOTED, FABRICATION OF MITERS ARE FURNISHED STANDARD UTILIZING A NON-PENETRATING QUICKLOCK JOINT, THEN FACTORY SEALED WATERTIGHT.
- WELDED ACCESSORIES REQUIRE A MINIMUM MATERIAL THICKNESS OF .050".

MATERIAL:

___ 24 GA. GALVANIZED STEEL

___ .040" ALUMIINUM COLOR: _____

___ .050" ALUMINUM FINISH: _____

___ .063" ALUMINUM

___ OTHER _____

QUANTITIES:

_____ LINEAL FEET 12'-0" LENGTHS

_____ OUTSIDE MITERS @ 90°

_____ INSIDE MITERS @ 90°

_____ ENDCAPS: RIGHT _____ LEFT _____

_____ EXPANSION JOINTS

STYLE "1" _____ STYLE "2" _____

SPECIFY MITER TYPE:

WELDED

QUICKLOCK

FOR EXTERNAL GUTTER BRACKETS SEE PRINT APPROVAL #23012-4215
FOR NON-90 MITERS SEE PRINT APPROVAL #23012-23569

Fabrication will proceed only after receipt of signed print approval.

Print Approval:

Architect and/or contractor shall verify all dimensions, sizes, and quantities. All products to be installed in strict accordance with FiberTite's printed instructions.

Approved by: _____

Date: _____

PROJECT: _____

ARCHITECT: _____

ROOFING CONTRACTOR: _____

REPRESENTATIVE/DISTRIBUTOR: _____

Customer Service
1-800-355-6416



DATE: 04/02/18

DRN BY: JJC

CKD BY: SAK

SHT.# _____ OF _____

DWG# 23012-4207