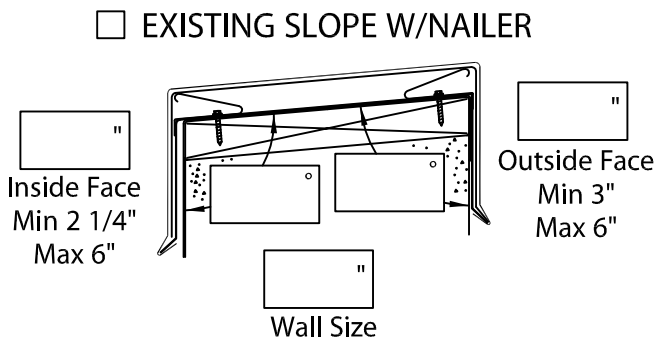
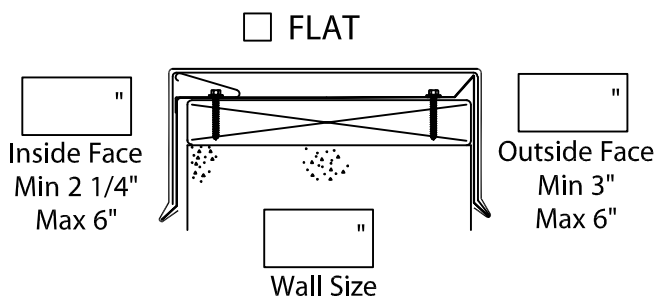
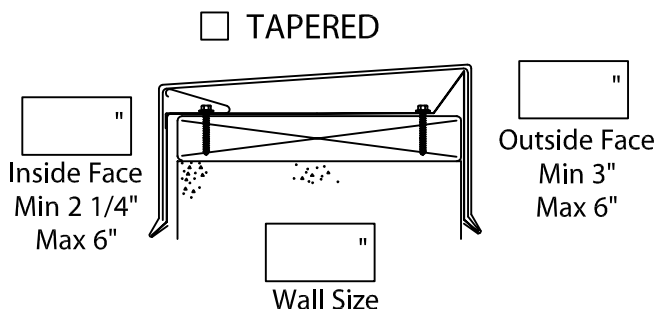


DOW COPING QUOTE/ORDER FORM

(circle one)

DATE: _____ SHIP TO: _____
 P.O. #: _____
 JOB NAME: _____
 ORDERED BY: _____ CARRIER TO CALL 24 HRS. BEFORE DELIVERY: _____
 COMPANY: _____
 TELEPHONE: _____
 FAX: _____ F.O.B. Destination

Check the appropriate coping system and fill in dimensions



CUSTOM

* For outside face heights greater than 6", add extender to coping or call for custom coping

Coping Material: (Check one)

- 24 ga. (0.61 mm) Steel .050" (1.27 mm) Alum.
 .040" (1.01 mm) Alum. .063" (1.60 mm) Alum.

Color: _____ Other: _____
 Finish: _____

QUANTITIES:

COST

_____ L.F. (12' Lengths)	\$____/LF
_____ EA. Outside Miters (90°)	\$____/EA
_____ EA. Outside Miters (____°)	\$____/EA
_____ EA. Inside Miters (90°)	\$____/EA
_____ EA. Inside Miters (____°)	\$____/EA
_____ EA. Right End Caps	\$____/EA
_____ EA. Left End Caps	\$____/EA
_____ EA. Straight Transition Wall Size _____" to _____"	\$____/EA
_____ EA. Transition Miters (____°) Wall Size _____" to _____"	\$____/EA
_____ EA. "T" Miters Wall Sizes _____", _____", _____"	\$____/EA

Other: _____



ROOFING SYSTEMS

P: 800-621-ROOF

DATE: 02/25/09

DRN BY: JJC

CKD BY: SAK

SHT.# ____ OF ____

DWG# 12811-2987

D