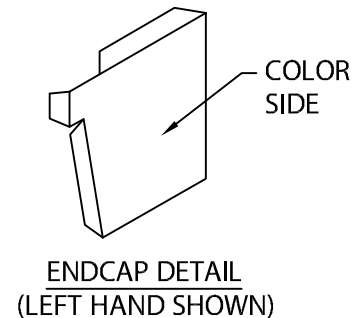
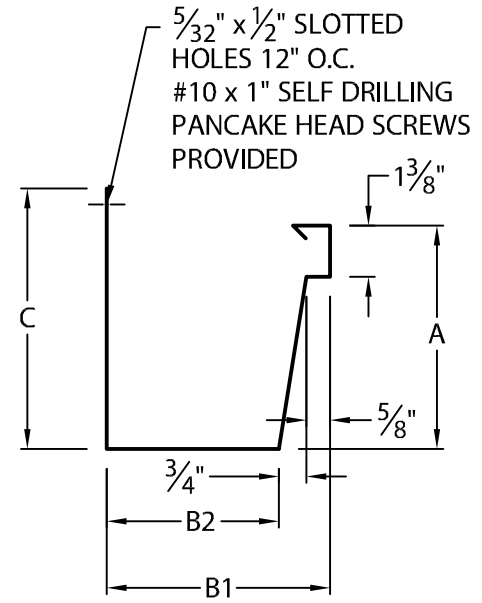
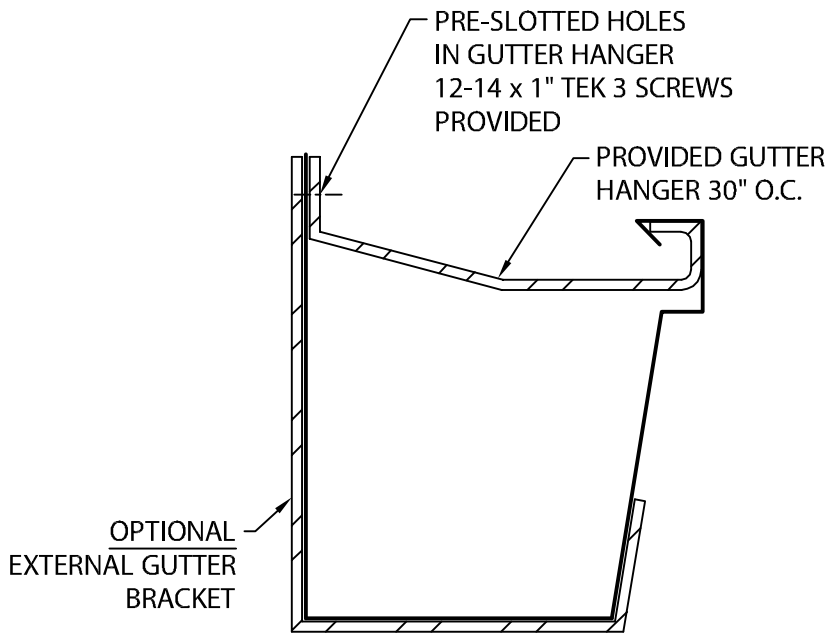


SEAL-TITE INDUSTRIAL GUTTER WITH ELIMINAILER™ T

IG-3 VERSION



PRODUCT ID #	C	B1	B2	A	HANGER
<input type="checkbox"/> IG3-C6	6"	5"	3 ⁵ / ₈ "	5"	1 ¹ / ₄ " x .100 MILL
<input type="checkbox"/> IG3-C7	7"	6"	4 ⁵ / ₈ "	6"	1 ¹ / ₄ " x .100 MILL
<input type="checkbox"/> IG3-C8	8"	7"	5 ⁵ / ₈ "	7"	2" x .100 MILL
<input type="checkbox"/> IG3-C9	9"	8"	6 ⁵ / ₈ "	8"	2" x .100 MILL

NOTES:

- MAXIMUM DOWNSPOUT DIMENSION NOT TO EXCEED "B2" MINUS 9/16".
- 6" WIDE SPLICE PLATES PROVIDED.
- 1/8" STAINLESS STEEL POP RIVETS PROVIDED.
- UNLESS OTHERWISE NOTED, FABRICATION OF MITERS ARE FURNISHED STANDARD UTILIZING A NON-PENETRATING QUICKLOCK JOINT, THEN FACTORY SEALED WATERTIGHT.
- WELDED ACCESSORIES REQUIRE A MINIMUM MATERIAL THICKNESS OF .050".

MATERIAL:

___ 24 GA. GALVANIZED STEEL
 ___ .040" ALUMIINUM COLOR: _____
 ___ .050" ALUMINUM
 ___ .063" ALUMINUM FINISH: _____
 ___ OTHER _____

Fabrication will proceed only after receipt of signed print approval.

Print Approval:
 Architect and/or contractor shall verify all dimensions, sizes and quantities. All products to be installed in strict accordance with Metal-Era's printed instructions.

Approved by: _____
 Date: _____

QUANTITIES:

_____ LINEAL FEET 12'-0" LENGTHS SPECIFY MITER TYPE:
 _____ OUTSIDE MITERS @ 90° WELDED
 _____ INSIDE MITERS @ 90° QUICKLOCK
 _____ RIGHT ENDCAPS
 _____ LEFT ENDCAPS
 _____ EXPANSION JOINTS STYLE "1"
 _____ EXPANSION JOINTS STYLE "2"

FOR EXTERNAL GUTTER BRACKETS SEE PRINT APPROVAL #11012-25582
 FOR NON-90 MITERS SEE PRINT APPROVAL #11012-10010

PROJECT: _____

ARCHITECT: _____

ROOFING CONTRACTOR: _____

REPRESENTATIVE/DISTRIBUTOR: _____

Corporate Offices, Manufacturing
 1600 Airport Road; Waukesha, WI 53188
 Phone: 800-558-2162
 Fax: 800-373-9156
 www.metalera.com



DATE: 11/09/17 SHT.# _____ OF _____
 DRN BY: JJC
 CKD BY: SAK DWG# 11012-27507 **A**