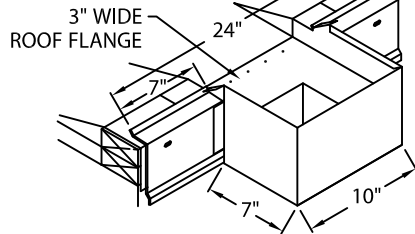


FIRESTONE RAIL FASCIA SCUPPERS

FULLY ADHERED OR MECHANICALLY ATTACHED RUBBERGARD OR ULTRAPLY VERSION

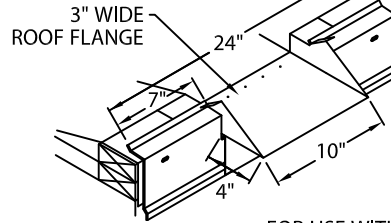
SCUPPERS - FACTORY WELDED CONSTRUCTION

**DOWNSPOUT SCUPPER
STYLE A (TAPERED)**



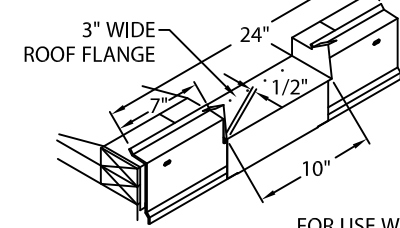
NOTE: SPECIFY TUBE SIZE
FOR USE WITH TAPERED EDGE STRIP
FLANGE LOWERED 1 1/2"

**SPILLOUT SCUPPER
STYLE A (TAPERED)**



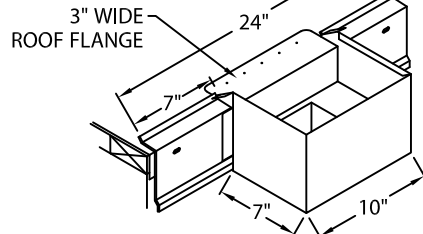
FOR USE WITH TAPERED EDGE
STRIP. FLANGE LOWERED
1 1/2"

**OVERFLOW SCUPPER
STYLE A (TAPERED)**



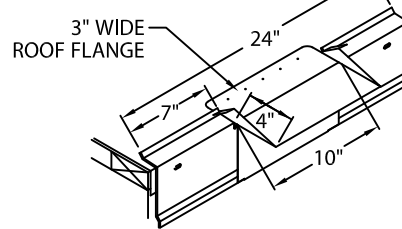
FOR USE WITH TAPERED EDGE
STRIP. FLANGE LOWERED
1 1/2"

**DOWNSPOUT SCUPPER
STYLE B (FLAT)**



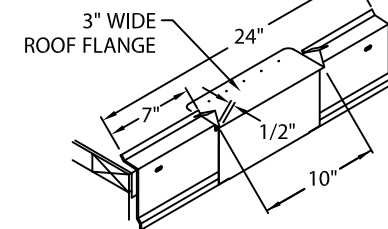
NOTE: SPECIFY TUBE SIZE
FOR USE WITH TAPERED EDGE STRIP
FLANGE LOWERED 1 1/2"

**SPILLOUT SCUPPER
STYLE B (FLAT)**



FOR USE WITHOUT TAPERED EDGE STRIP
FLANGE FLUSH MOUNTED WITH ROOF

**OVERFLOW SCUPPER
STYLE B (FLAT)**



FOR USE WITHOUT TAPERED EDGE STRIP
FLANGE FLUSH MOUNTED WITH ROOF

Fabrication will proceed only after receipt of signed print approval.

Print Approval:

Architect and/or contractor shall verify all dimensions, sizes and quantities. All products to be installed in strict accordance with Firestone's printed instructions.

Approved by: _____

Date: _____

QUANTITIES:

DOWNSPOUT SCUPPER

____ STYLE A (TAPERED)
(1 1/2" DROP)
____ STYLE B (FLAT)
____ CUSTOM TAPER ____" DROP
(DOWNSPOUT SIZE) ____ x ____

SPILLOUT SCUPPER

____ STYLE A (TAPERED)
(1 1/2" DROP)
____ STYLE B (FLAT)
____ CUSTOM TAPER ____" DROP

OVERFLOW SCUPPER

____ STYLE A (TAPERED)
(1 1/2" DROP)
____ STYLE B (FLAT)
____ CUSTOM TAPER ____" DROP

MATERIAL:

____ 24 GA. STEEL
____ .040" ALUMINUM
____ OTHER _____
COLOR: _____
FINISH: _____

PROJECT:

ARCHITECT:

ROOFING CONTRACTOR:

REPRESENTATIVE/DISTRIBUTOR:

Firestone

Firestone Building Products

EDGE GARD SYSTEMS
PHONE: 800-872-0203
FAX: 800-770-3934

DATE: 06/04/14

DRN BY: JJC

CKD BY: SAK

SHT.# ____ OF ____

DWG# 13010-14943

B