



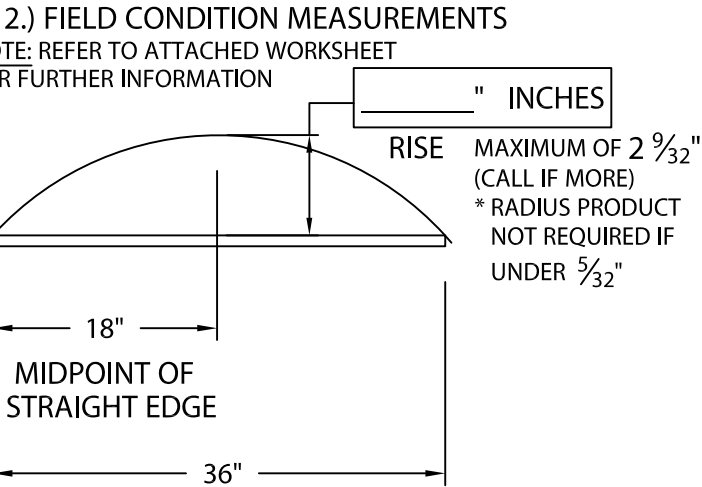
# FLEXLOCK RADIUS DRIP EDGE

ANCHOR BAR @ 6'-0" OR 12'-0" LENGTHS, COVER 6'-0" LENGTHS

**IMPORTANT!!!** MUST INDICATE PROPER RADIUS CONDITION BY CIRCLING APPROPRIATE OUTSIDE FACE

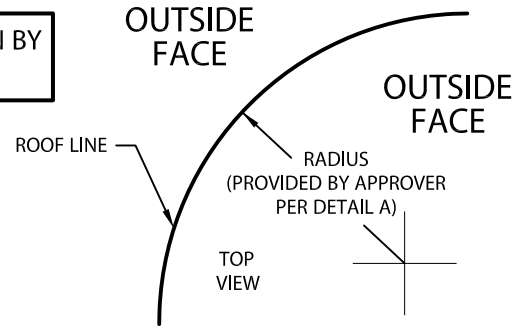
**PROVIDING A RADIUS**  
THE RADIUS MAY BE PROVIDED IN ONE OF TWO METHODS:

1.) THE ACTUAL KNOWN RADIUS IS  
 ' FEET  " INCHES  
 OR  
 MINIMUM OF 6'-0" (CALL IF LESS)  
 \* RADIUS PRODUCT NOT REQUIRED IF OVER 100'-0"

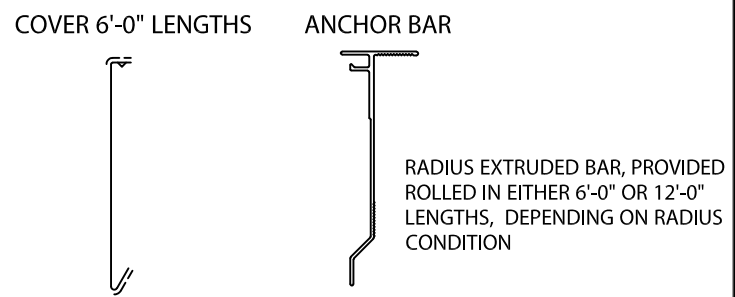


NOTE: CHECK MEASUREMENTS ALONG ENTIRE RADIUS.

DETAIL A



--- INDICATES AREAS THAT WILL BE SLIT AS NEEDED TO ACCOMMODATE RADIUS



NOTE: PROVIDED WITH 1" LAP NOTCH

FLEXLOCK RADIUS DRIP EDGE DIMENSIONS	
PRODUCT ID. NO.	H DIM
<input type="checkbox"/> AFDE-30	3"
<input type="checkbox"/> AFDE-45	4½"
<input type="checkbox"/> AFDE-60	6"
<input type="checkbox"/> AFDE-75	7½"

Fabrication will proceed only after receipt of signed print approval.

## Print Approval:

Architect and/or contractor shall verify all dimensions, sizes and quantities. All products to be installed in strict accordance with Flex's printed instructions.

Approved by: \_\_\_\_\_  
 Date: \_\_\_\_\_

**MATERIAL:**

\_\_\_\_ 24 GA. GALVANIZED STEEL  
 \_\_\_\_ .040" ALUMINUM  
 \_\_\_\_ OTHER \_\_\_\_\_

COLOR: \_\_\_\_\_

FINISH: \_\_\_\_\_

**QUANTITIES:**

\_\_\_\_\_ LINEAL FEET 12'-0" LENGTHS

PROJECT: \_\_\_\_\_  
 ARCHITECT: \_\_\_\_\_  
 ROOFING CONTRACTOR: \_\_\_\_\_  
 REPRESENTATIVE/DISTRIBUTOR: \_\_\_\_\_

**Customer Service:**  
 Phone: 800-969-0108  
 Fax: 610-916-9501



DATE: 09/11/19	SHT.# ____ OF ____
DRN BY: JJC	DWG# 28010-32343
CKD BY: JAI	