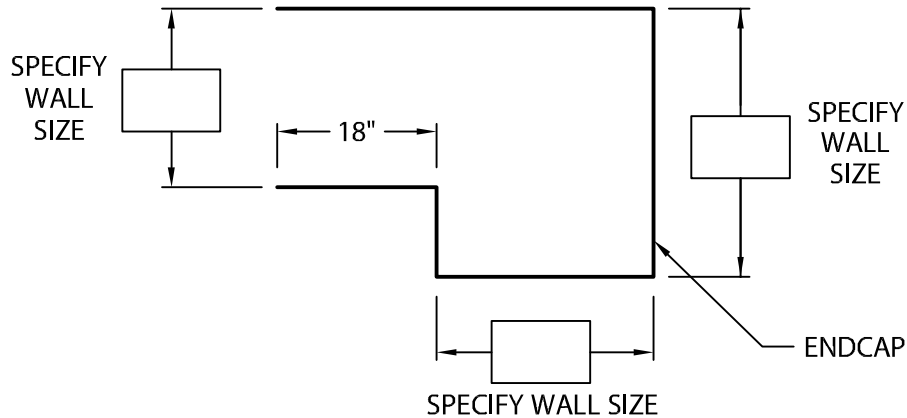


STRAIGHT COPING LEFT TRANSITION WITH ENDCAP

EXISTING SLOPE VERSION

FOR CUSTOM LEG LENGTHS MODIFY DRAWING BELOW



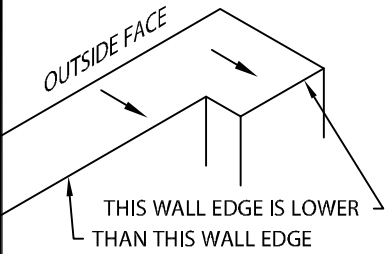
PLEASE SPECIFY ELEVATION/SLOPE CONDITION BELOW

LEGS HAVE SAME SLOPE

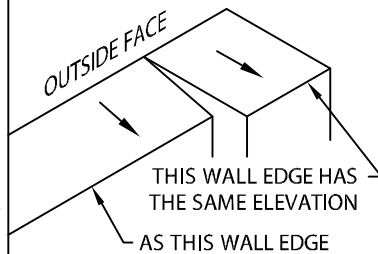
LEGS HAVE DIFFERENT SLOPE

LEGS HAVE SAME SLOPE

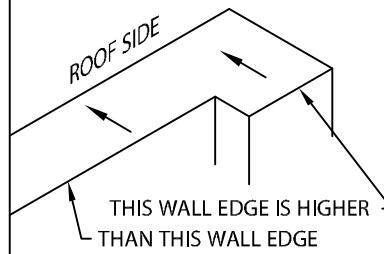
LEGS HAVE DIFFERENT SLOPE



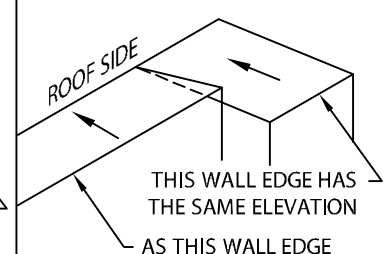
INSIDE FACE UNEQUAL ELEVATION



INSIDE FACE EQUAL ELEVATION



OUTSIDE FACE UNEQUAL ELEVATION



OUTSIDE FACE EQUAL ELEVATION

NOTES:

① WELDED ACCESSORIES REQUIRE A MINIMUM MATERIAL THICKNESS OF .050".

MATERIAL:

24 GA. GALVANIZED STEEL
 22 GA. GALVANIZED STEEL
 .040" ALUMINUM
 .050" ALUMINUM
 .063" ALUMINUM
 OTHER _____

COLOR: _____

FINISH: _____

QUANTITIES:

_____ AMOUNT REQUIRED

SPECIFY ACCESSORY TYPE:

WELDED ①
 QUICKLOCK

AUTHORIZED SIGNATURE:

APPROVED BY: _____

DATE: _____

PROJECT:

ARCHITECT:

ROOFING CONTRACTOR:

REPRESENTATIVE/DISTRIBUTOR:

CORPORATE OFFICES, MANUFACTURING
 1600 AIRPORT ROAD; WAUKESHA, WI 53188
 PHONE: 800-558-2162
 FAX: 800-373-9156
 WEBSITE: WWW.METALERA.COM
 EMAIL: QUOTE@METALERA.COM



DATE: 02/04/14

DRN BY: JJC

CKD BY: SAK

SHT.# _____ OF _____

DWG# 11011-19217

A