



# DERBI-ANCHOR RADIUS DRIP EDGE

ANCHOR BAR @ 6'-0" OR 12'-0" LENGTHS, COVER 6'-0" LENGTHS

**IMPORTANT!!!** MUST INDICATE PROPER RADIUS CONDITION BY CIRCLING APPROPRIATE OUTSIDE FACE

PROVIDING A RADIUS  
THE RADIUS MAY BE PROVIDED  
IN ONE OF TWO METHODS:

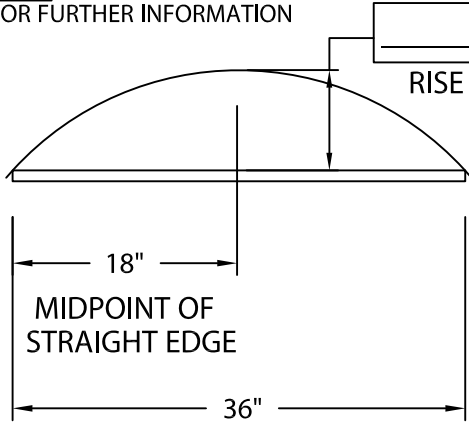
1.) THE ACTUAL KNOWN RADIUS IS

\_\_\_\_\_ ' FEET \_\_\_\_\_ " INCHES

OR

2.) FIELD CONDITION MEASUREMENTS

NOTE: REFER TO ATTACHED WORKSHEET  
FOR FURTHER INFORMATION



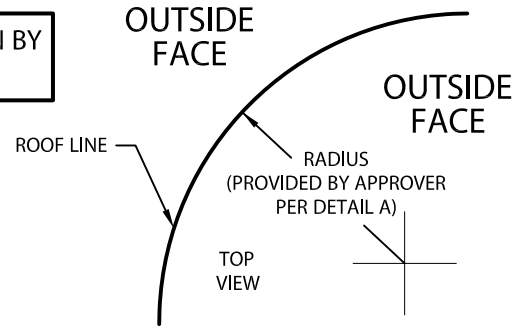
RISE

\_\_\_\_\_ " INCHES  
MAXIMUM OF 2 <sup>9</sup>/<sub>32</sub>"  
(CALL IF MORE)  
\* RADIUS PRODUCT  
NOT REQUIRED IF  
UNDER <sup>5</sup>/<sub>32</sub>"

LENGTH OF  
STRAIGHT EDGE

NOTE: CHECK MEASUREMENTS ALONG ENTIRE RADIUS.

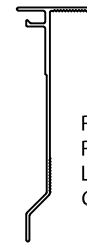
DETAIL A



----- INDICATES AREAS THAT WILL BE SLIT AS  
NEEDED TO ACCOMMODATE RADIUS

COVER 6'-0" LENGTHS

ANCHOR BAR



RADIUS EXTRUDED BAR, PROVIDED  
ROLLED IN EITHER 6'-0" OR 12'-0"  
LENGTHS, DEPENDING ON RADIUS  
CONDITION

NOTE: PROVIDED WITH 1" LAP NOTCH

## DERBI-ANCHOR RADIUS DRIP EDGE DIMENSIONS

PRODUCT ID. NO.	H DIM
<input type="checkbox"/> AFDE-30	3"
<input type="checkbox"/> AFDE-45	4 <sup>1</sup> / <sub>2</sub> "
<input type="checkbox"/> AFDE-60	6"
<input type="checkbox"/> AFDE-75	7 <sup>1</sup> / <sub>2</sub> "

Fabrication will proceed only after receipt of signed print approval.

## Print Approval:

Architect and/or contractor shall verify all dimensions, sizes and quantities. All products to be installed in strict accordance with Derbigum's printed instructions.

Approved by: \_\_\_\_\_

Date: \_\_\_\_\_

## MATERIAL:

\_\_\_\_\_ 24 GA. GALVANIZED STEEL

\_\_\_\_\_ .040" ALUMINUM

\_\_\_\_\_ OTHER \_\_\_\_\_

COLOR: \_\_\_\_\_

FINISH: \_\_\_\_\_

## QUANTITIES:

\_\_\_\_\_ LINEAL FEET 12'-0" LENGTHS

PROJECT:

ARCHITECT:

ROOFING CONTRACTOR:

REPRESENTATIVE/DISTRIBUTOR:

Customer Service  
1-800-727-9872



**DERBIGUM®**  
MAKING BUILDINGS SMART

DATE: 09/11/19

DRN BY: JJC

CKD BY: JAI

SHT.# \_\_\_\_ OF \_\_\_\_

DWG# 20010-32344

A