



ANCHORGARD® RADIUS DRIP EDGE

ANCHOR BAR @ 6'-0" OR 12'-0" LENGTHS, COVER 6'-0" LENGTHS

IMPORTANT!!! MUST INDICATE PROPER RADIUS CONDITION BY CIRCLING APPROPRIATE OUTSIDE FACE

PROVIDING A RADIUS
THE RADIUS MAY BE PROVIDED
IN ONE OF TWO METHODS:

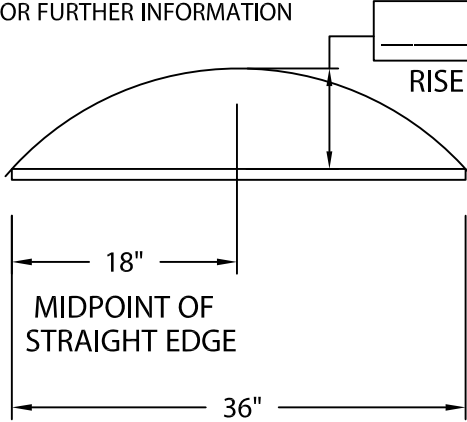
1.) THE ACTUAL KNOWN RADIUS IS

_____ ' FEET _____ " INCHES

OR

2.) FIELD CONDITION MEASUREMENTS

NOTE: REFER TO ATTACHED WORKSHEET
FOR FURTHER INFORMATION



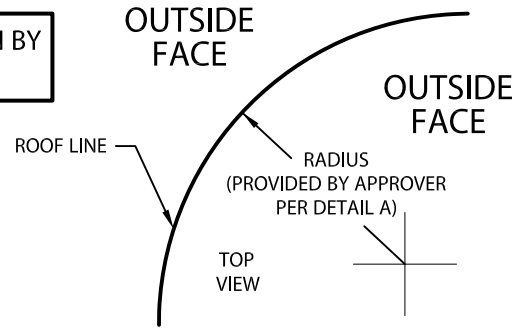
LENGTH OF
STRAIGHT EDGE

NOTE: CHECK MEASUREMENTS ALONG ENTIRE RADIUS.

DETAIL A

MINIMUM OF 6'-0"
(CALL IF LESS)
* RADIUS PRODUCT NOT
REQUIRED IF OVER 100'-0"


MAXIMUM OF 2 9/32"
(CALL IF MORE)
* RADIUS PRODUCT
NOT REQUIRED IF
UNDER 5/32"



----- INDICATES AREAS THAT WILL BE SLIT AS
NEEDED TO ACCOMODATE RADIUS

COVER 6'-0" LENGTHS

ANCHOR BAR



RADIUS EXTRUDED BAR, PROVIDED
ROLLED IN EITHER 6'-0" OR 12'-0"
LENGTHS, DEPENDING ON RADIUS
CONDITION

NOTE: PROVIDED WITH 1" LAP NOTCH

ANCHORGARD RADIUS DRIP EDGE DIMENSIONS

PRODUCT ID. NO.	H DIM
<input type="checkbox"/> AFDE-30	3"
<input type="checkbox"/> AFDE-45	4 1/2"
<input type="checkbox"/> AFDE-60	6"
<input type="checkbox"/> AFDE-75	7 1/2"

Fabrication will proceed only after receipt of signed print approval.

Print Approval:

Architect and/or contractor shall verify all dimensions, sizes and quantities. All products to be installed in strict accordance with Firestone's printed instructions.

Approved by: _____

Date: _____

MATERIAL:

_____ 24 GA. GALVANIZED STEEL

_____ .040" ALUMINUM

_____ OTHER _____

COLOR: _____

FINISH: _____

QUANTITIES:

_____ LINEAL FEET 12'-0" LENGTHS

PROJECT:

ARCHITECT:

ROOFING CONTRACTOR:

REPRESENTATIVE/DISTRIBUTOR:

Firestone
Firestone Building Products

EDGE GARD SYSTEMS
PHONE: 800-872-0203
FAX: 800-770-3934

DATE: 01/16/20

DRN BY: ZS

CKD BY: JAI

SHT.# _____ OF _____

DWG# 13010-23097

G