

PERMA-TITE WELDED RADIUS COPING

TAPERED VERSION

TO BE USED WITH CONTINUOUS CLEAT COPING

IMPORTANT!!! MUST INDICATE PROPER RADIUS CONDITION BY CIRCLING APPROPRIATE OUTSIDE FACE

PROVIDING A RADIUS
THE RADIUS MAY BE PROVIDED
IN ONE OF TWO METHODS:

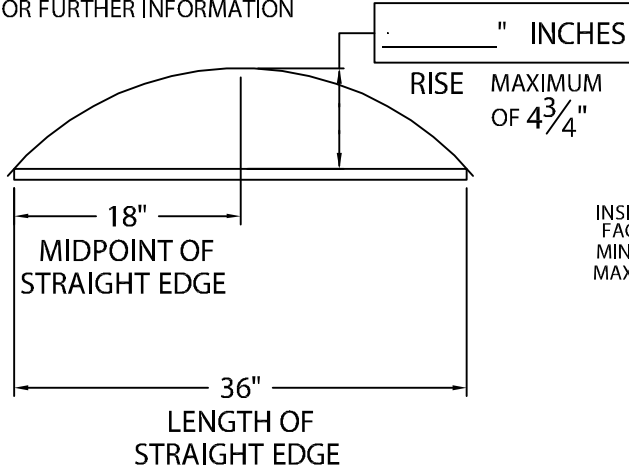
1.) THE ACTUAL KNOWN RADIUS IS

' FEET " INCHES MINIMUM OF 3'-0"

OR

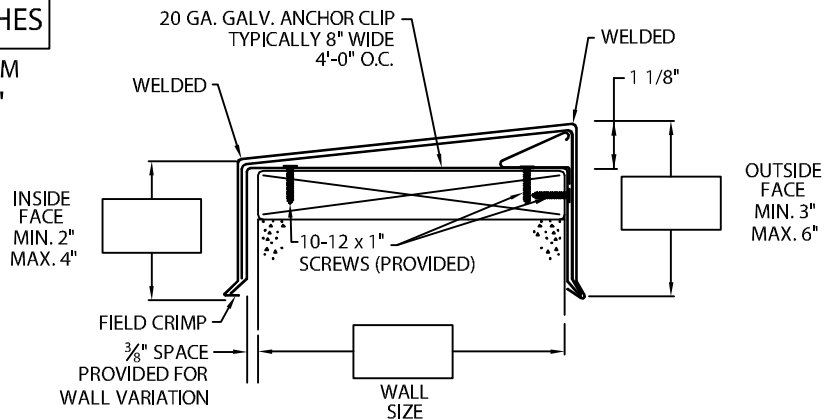
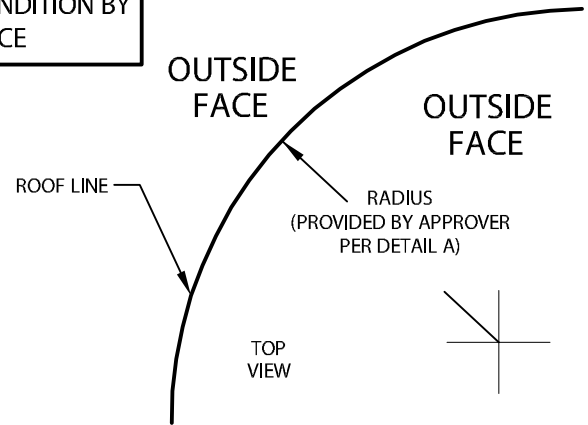
2.) FIELD CONDITION MEASUREMENTS

NOTE: REFER TO ATTACHED WORKSHEET
FOR FURTHER INFORMATION



NOTE: CHECK MEASUREMENTS ALONG ENTIRE RADIUS.

DETAIL A



NOTES: -- Concealed splice plates are provided with factory applied dual non-curing sealant strips.

MATERIALS:

Top - .080" (2.03 mm) Alum.

Sides - .063" (1.60 mm) Alum.

Color: _____

Finish: _____

QUANTITIES:

_____ Lineal Feet 4'-0" (1.22 m) Lengths

Fabrication will proceed only after receipt of signed print approval.

Print Approval:

Architect and/or contractor shall verify all dimensions, sizes and quantities. All products to be installed in strict accordance with Metal-Era's printed instructions.

Approved by: _____

Date: _____

PROJECT:

ARCHITECT:

ROOFING CONTRACTOR:

REPRESENTATIVE/DISTRIBUTOR:

Corporate Offices, Manufacturing
1600 Airport Road; Waukesha, WI 53188
Phone: 800-558-2162
Fax: 800-373-9156
www.metalera.com



DATE: 02/13/17

DRN BY: JJC

CKD BY: SAK

SHT.# ____ OF ____

DWG# 11011-16104

B