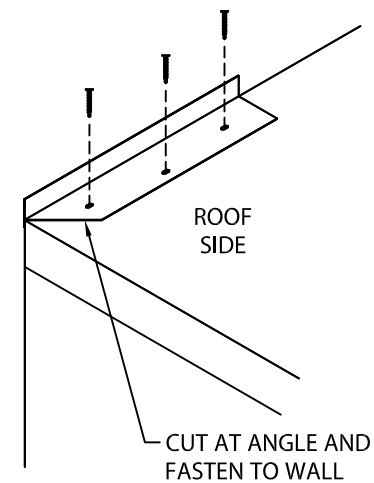


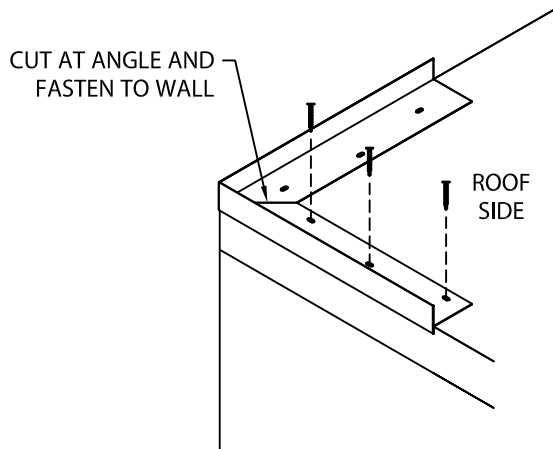
1. ISOLATION LAYER

PLACE CONTINUOUS ISOLATION LAYER BETWEEN EXTRUDED BAR AND SUBSTRATE TO REDUCE CORROSION BETWEEN TREATED WOOD (ACQ) OR CONCRETE. NO ISOLATION LAYER IS REQUIRED BETWEEN EXTRUDED BAR AND METAL DECK OR NON-TREATED LUMBER.



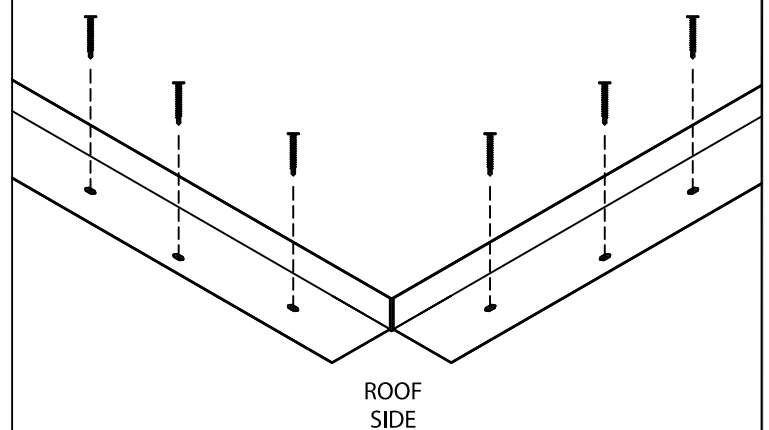
2. OUTSIDE MITER FABRICATION

CUT A PIECE OF ELIMINAILER T (ANY LENGTH) ON AN ANGLE. FASTEN TO WALL AT CORNER WITH PROVIDED FASTENERS.



3. OUTSIDE MITER FABRICATION

CUT A SECOND PIECE OF ELIMINAILER T (ANY LENGTH) ON AN ANGLE TO FORM A COMPLETE MITER. FASTEN TO WALL AT CORNER WITH PROVIDED FASTENERS.

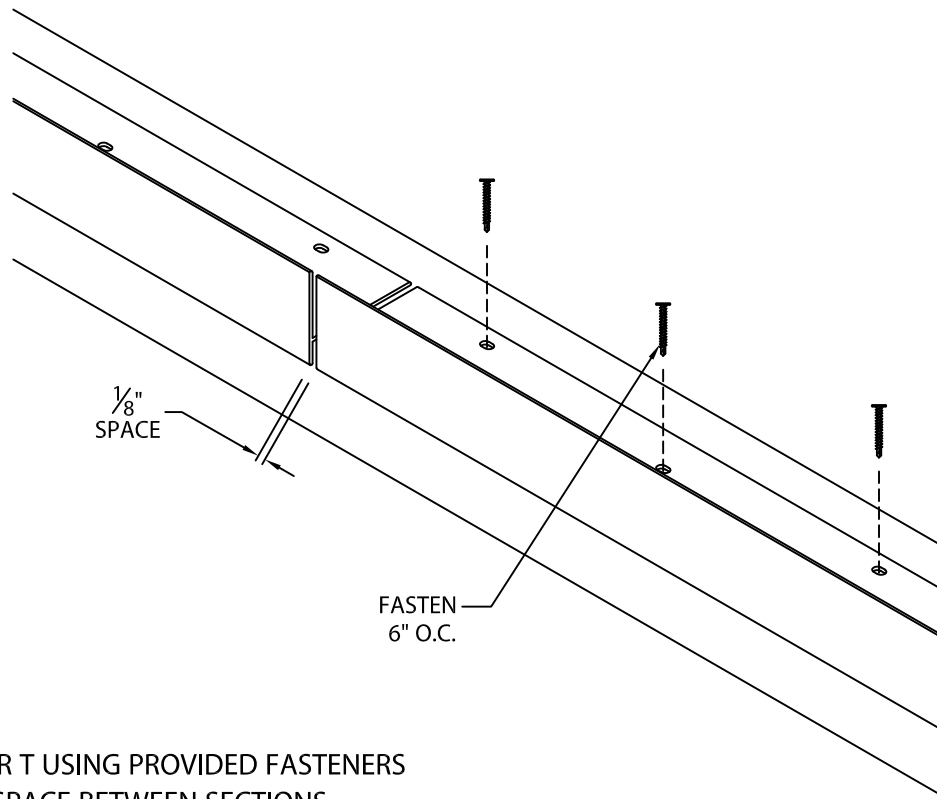


4. INSIDE MITERS

NO BAR CUTTING IS NEEDED FOR INSIDE MITERS. SIMPLY BUTT FULL SIZE BARS TIGHT INTO CORNER AND FASTEN TO WALL WITH PROVIDED FASTENERS.

ELIMINAILER™ T

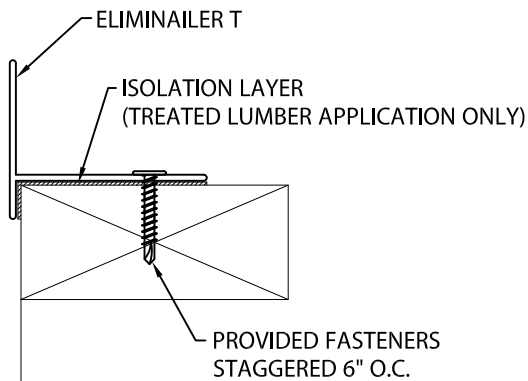
INSTALLATION INSTRUCTIONS



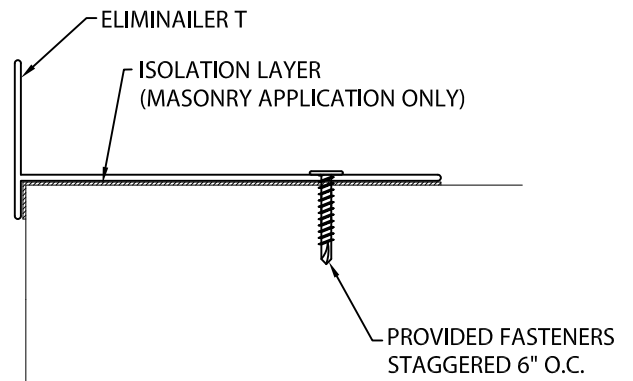
5. ELIMINAILER T

FASTEN ELIMINAILER T USING PROVIDED FASTENERS 6" O.C. LEAVE A 1/8" SPACE BETWEEN SECTIONS.

TYPICAL INSTALLATION FOR USE WITH EXISTING WOOD NAILER



TYPICAL INSTALLATION FOR USE WITH METAL DECK OR MASONRY WALL



PATENT PENDING