



# PERMA-TITE CANTILEVER QUICKLOCK RADIUS COPING

**IMPORTANT!!!** MUST INDICATE PROPER RADIUS CONDITION BY CIRCLING APPROPRIATE OUTSIDE FACE

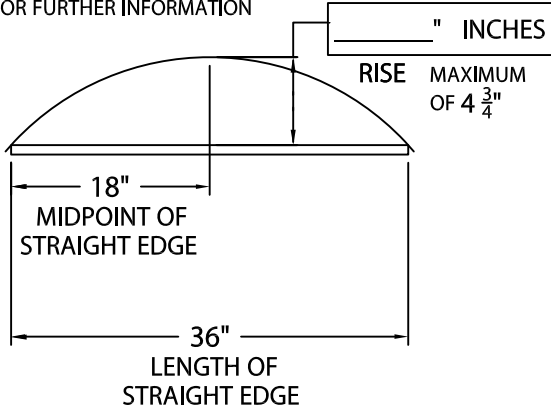
PROVIDING A RADIUS  
THE RADIUS MAY BE PROVIDED  
IN ONE OF TWO METHODS:

1.) THE ACTUAL KNOWN RADIUS IS

\_\_\_\_\_ ' FEET \_\_\_\_\_ " INCHES  
OR  
MINIMUM OF 3'-0"

2.) FIELD CONDITION MEASUREMENTS

NOTE: REFER TO ATTACHED WORKSHEET  
FOR FURTHER INFORMATION



NOTE: CHECK MEASUREMENTS ALONG ENTIRE RADIUS.

DETAIL A

PLEASE SPECIFY SUBSTRATE:  
(IF SUBSTRATE INFORMATION IS NOT GIVEN, WOOD SUBSTRATE FASTENERS WILL BE PROVIDED)

WOOD  
 MASONRY  
 METAL

**NOTES:** -- Concealed splice plates are provided with factory applied dual non-curing sealant strips.

-- Fabrication of radius is furnished utilizing a non-penetrating quicklock joint, then factory sealed watertight.

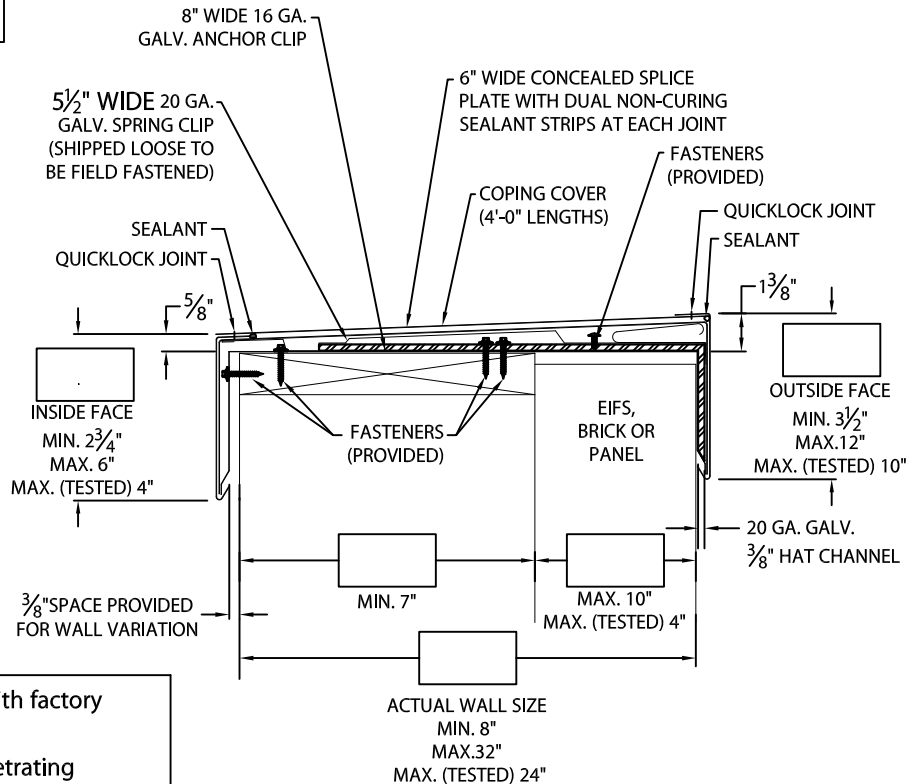
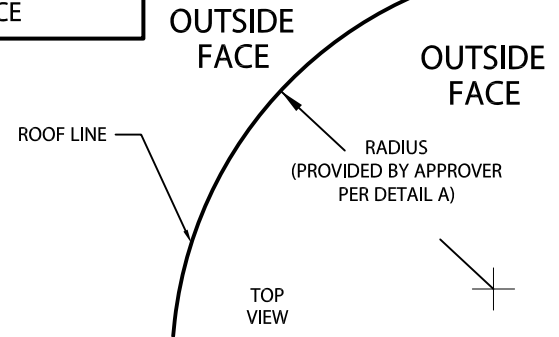
Fabrication will proceed only after receipt of signed print approval.

## Print Approval:

Architect and/or contractor shall verify all dimensions, sizes and quantities. All products to be installed in strict accordance with Metal-Era's printed instructions.

Approved by: \_\_\_\_\_

Date: \_\_\_\_\_



## MATERIALS:

\_\_\_ 24 GALV. STEEL      \_\_\_ .050\"/>

COLOR: \_\_\_\_\_ FINISH: \_\_\_\_\_

## QUANTITIES:

\_\_\_\_\_ LINEAL FEET 4'-0\"/>

PROJECT:

ARCHITECT:

ROOFING CONTRACTOR:

REPRESENTATIVE/DISTRIBUTOR:

Corporate Offices, Manufacturing  
1600 Airport Road; Waukesha, WI 53188  
Phone: 800-558-2162  
Fax: 800-373-9156  
www.metalera.com



DATE: 08/03/23

SHT.# \_\_\_ OF \_\_\_

DRN BY: MLM

CKD BY: MM

DWG#11011-21054

E